

Table of contents

	Page Number
Overview and background	1
Summary	2
Disruptions across service delivery settings and platforms	2
Disruptions to tracer services	3
Service backlog trends	5
Supply chain disruptions	5
Intentional modifications to service delivery and essential public health functions	5
Mitigation strategies and recovery measures	6
Policies, planning and investments	7
Delivery of essential COVID-19 tools	10
Priority needs and technical assistance requirements from WHO	10
In-depth profile: Sexual, reproductive, maternal, newborn, child, and adolescent health	11
In-depth profile: Nutrition services	14
In-depth profile: Care for older people	14
In-depth profile: Immunization	15
In-depth profile: Neglected tropical diseases	16
In-depth profile: Noncommunicable diseases	18
In-depth profile: Mental, neurological, and substance use disorders	19
Key informant details	21

Overview

This profile presents findings from the WHO pulse survey on continuity of essential health services during the COVID-19 pandemic.

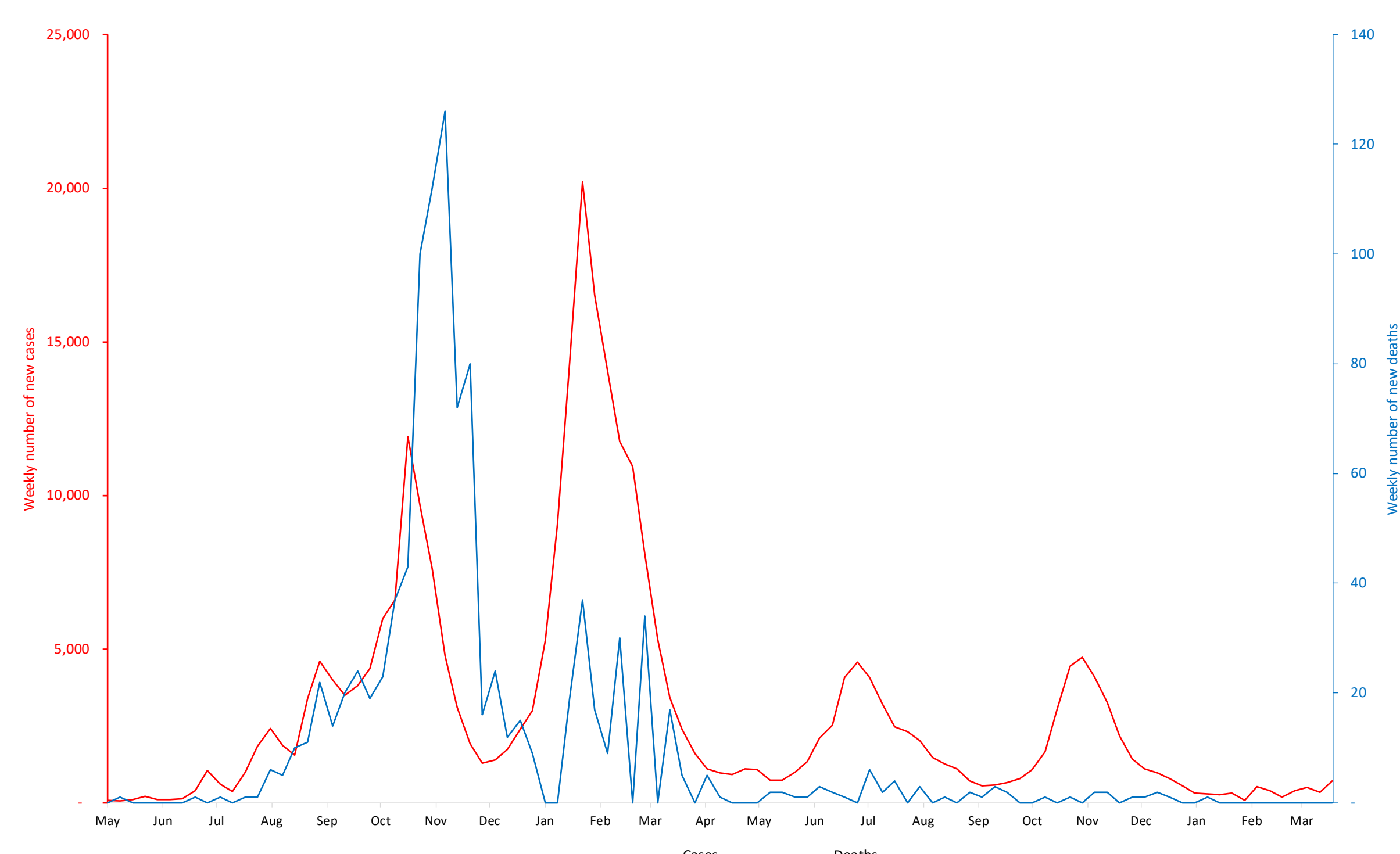
Background

Region	Population	Income Group	GDP (USD per capita)	Life Expectancy (years)	Population 60 and over (%)
AFR	1,271,768	Upper middle income	\$9,106.2	74.1	18.4%

Survey participation

Round 1 surveys	Submission Date	Round 3 survey sections	Submission Date	Round 4 survey sections	Submission Date
Essential Health Services	9-Jun-20	Cross-cutting ontinuity of essential health services module	16-Nov-21	Cross-cutting ontinuity of essential health services module	16-Jan-23
Noncommunicable diseases	13-May-20	Sexual, reproductive, maternal, newborn, child and adolescent health	16-Nov-21	Sexual, reproductive, maternal, newborn, child and adolescent health	6-Dec-22
Mental, neurological, and substance use disorders	Did not participate	Nutrition	16-Nov-21	Nutrition	8-Dec-22
		Immunization	16-Nov-21	Immunization	9-Dec-22
		Human immunodeficiency virus and hepatitis	9-Dec-21	Human immunodeficiency virus and hepatitis	9-Dec-22
Round 2 survey sections					
Cross-cutting ontinuity of essential health services module	22-Feb-21	Tuberculosis	16-Nov-21	Tuberculosis	6-Dec-22
Reproductive, maternal, newborn, child and adolescent health and nutrition	22-Feb-21	Malaria	16-Nov-21	Malaria	8-Dec-22
Immunization	22-Feb-21	Neglected tropical diseases	16-Nov-21	Neglected tropical diseases	9-Dec-22
Human immunodeficiency virus and hepatitis	22-Feb-21	Mental health, neurology and substance use disorders	9-Dec-21	Mental health, neurology and substance use disorders	9-Jan-23
Tuberculosis	22-Feb-21	Care for older people	16-Nov-21	Noncommunicable diseases	15-Jan-23
Malaria	22-Feb-21			Care for older people	9-Jan-23
Neglected tropical diseases	22-Feb-21			Future acute respiratory pandemic preparedness	9-Dec-22
Noncommunicable diseases	22-Feb-21				
Mental, neurological, and substance use disorders	22-Feb-21				


Weekly number of new COVID-19 cases and deaths



	Cases	Deaths
Peak	20,208	126
Peak date	2022-02-13	2021-11-28
Latest	715	0
Proportion	4%	0%

Summary of disruptions

Mauritius

	Round 1 (May-Sept 2020)	Round 2 (Jan-March 2021)	Round 3 (Nov-Dec 2021)	Round 4 (Nov 2022-Jan 2023)	Trend over four rounds	Regional comparison (Round 4)	Global comparison (Round 4)
Percentage of essential health services disrupted	68%	0%	11%	14%		Average % of services disrupted	
Number of essential health services disrupted	13 out of 19 services	0 out of 47 services	6 out of 57 services	9 out of 65 services		26%	23%

Denominator excludes services that were not reported on and services for which Not applicable and Do not know responses were submitted

Level of service disruption by service group	Round 1 (May-Sept 2020)	Round 2 (Jan-March 2021)	Round 3 (Nov-Dec 2021)	Round 4 (Nov 2022-Jan 2023)
Primary care	Not applicable	No services disrupted	No services disrupted	Some services disrupted
Emergency, critical, and operative care	No services disrupted	No services disrupted	No services disrupted	No services disrupted
Rehabilitative and palliative services	All services disrupted	No services disrupted	No services disrupted	No services disrupted
Community care	Not included in round 1	Not included in round 2	No services disrupted	All services disrupted
Hospital inpatient services	Not included in round 1	Not included in round 2	No services disrupted	No services disrupted
Appointments with specialists	Not included in round 1	Not included in round 2	No services disrupted	No services disrupted
Sexual, reproductive, maternal, newborn, child and adolescent health	Some services disrupted	No services disrupted	No services disrupted	No services disrupted
Nutrition	No services disrupted	No services disrupted	No services disrupted	No services disrupted
Immunization	All services disrupted	No services disrupted	No services disrupted	No services disrupted
Communicable disease	Some services disrupted	No services disrupted	Some services disrupted	No services disrupted
Neglected tropical diseases	Not applicable	No services disrupted	No services disrupted	No services disrupted
Mental, neurological, and substance use (MNS) disorders	Not applicable	No services disrupted	Some services disrupted	No services disrupted
Noncommunicable diseases	Some services disrupted	No services disrupted	Not included in round 3	All services disrupted
Care for older people	Not included in round 1	Not included in round 2	No services disrupted	No services disrupted

Disruptions across service delivery settings and platforms

	Round 1 (May-Sept 2020)	Round 2 (Jan-March 2021)	Round 3 (Nov-Dec 2021)	Round 4 (Nov 2022-Jan 2023)	Regional comparison (Round 4)	Global comparison (Round 4)
Primary care	Not included in round 1	No services disrupted	No services disrupted	Some services disrupted	 % of countries	
Routine scheduled visits	Not included in round 1	Less than 5% (including 0%)	Less than 5% (including 0%)	5-25%	29%	23%
Visits for undifferentiated symptoms	Not included in round 1	Less than 5% (including 0%)	Not applicable	Less than 5% (including 0%)	20%	20%
Prescription renewals for chronic medications	Not included in round 1	Less than 5% (including 0%)	Less than 5% (including 0%)	Less than 5% (including 0%)	23%	20%
Emergency, critical and operative care	No services disrupted	No services disrupted	No services disrupted	No services disrupted	 % of countries	
Ambulance services at the scene	Not included in round 1	Less than 5% (including 0%)	Less than 5% (including 0%)	Less than 5% (including 0%)	19%	13%
24-hour emergency unit services	Less than 5% (including 0%)	Less than 5% (including 0%)	Less than 5% (including 0%)	Less than 5% (including 0%)	23%	16%
Elective surgeries	Not included in round 1	Less than 5% (including 0%)	Less than 5% (including 0%)	Less than 5% (including 0%)	19%	24%
Emergency surgeries	Less than 5% (including 0%)	Less than 5% (including 0%)	Less than 5% (including 0%)	Less than 5% (including 0%)	16%	15%
Rehabilitative, palliative and long-term care	All services disrupted	No services disrupted	No services disrupted	No services disrupted	 % of countries	
Rehabilitation services	5-50%	Less than 5% (including 0%)	Less than 5% (including 0%)	Less than 5% (including 0%)	19%	24%
Palliative services	More than 50%	Less than 5% (including 0%)	Less than 5% (including 0%)	Less than 5% (including 0%)	21%	21%

Disruptions across service delivery settings and platforms (continued)

	Round 1 (May-Sept 2020)	Round 2 (Jan-March 2021)	Round 3 (Nov-Dec 2021)	Round 4 (Nov 2022-Jan 2023)	Regional comparison (Round 4)	Global comparison (Round 4)
Community care	Not included in round 1	Not included in round 2	No services disrupted	All services disrupted	<div><div></div>More than 50%</div> <div><div></div>26 - 50%</div> <div><div></div>5 - 25%</div>	
					% of countries	
Outreach services	Not included in round 1	Not included in round 2	Less than 5% (including 0%)	More than 50%	29% <div><div></div></div>	22% <div><div></div></div>
Health post and home visits by community health workers	Not included in round 1	Not included in round 2	Less than 5% (including 0%)	5-25%	20% <div><div></div></div>	20% <div><div></div></div>
Other	Round 1 (May-Sept 2020)	Round 2 (Jan-March 2021)	Round 3 (Nov-Dec 2021)	Round 4 (Nov 2022-Jan 2023)	Regional comparison (Round 4)	Global comparison (Round 4)
					% of countries	
Hospital inpatient services	Not included in round 1	Not included in round 2	Less than 5% (including 0%)	Less than 5% (including 0%)	18% <div><div></div></div>	18% <div><div></div></div>
Appointments with specialists	Not included in round 1	Not included in round 2	Less than 5% (including 0%)	Less than 5% (including 0%)	32% <div><div></div></div>	28% <div><div></div></div>
Traditional and/or complementary medicine	Not included in round 1	Not included in round 2	Not included in round 3	Less than 5% (including 0%)	16% <div><div></div></div>	15% <div><div></div></div>
Disruptions to tracer services	Round 1 (May-Sept 2020)	Round 2 (Jan-March 2021)	Round 3 (Nov-Dec 2021)	Round 4 (Nov 2022-Jan 2023)		
Sexual, reproductive, maternal, newborn, child and adolescent health	Some services disrupted	No services disrupted	No services disrupted	No services disrupted	<div><div></div>More than 50%</div> <div><div></div>26 - 50%</div> <div><div></div>5 - 25%</div>	
					% of countries	
Family planning and contraception	5-50%	Less than 5% (including 0%)	Less than 5% (including 0%)	Less than 5% (including 0%)	30% <div><div></div></div>	25% <div><div></div></div>
Safe abortion	Not included in round 1	Not included in round 2	Less than 5% (including 0%)	Not applicable	16% <div><div></div></div>	15% <div><div></div></div>
Post-abortion care services	Not included in round 1	Not included in round 2	Less than 5% (including 0%)	Less than 5% (including 0%)	28% <div><div></div></div>	24% <div><div></div></div>
Fertility care/infertility services	Not included in round 1	Not included in round 2	Less than 5% (including 0%)	Less than 5% (including 0%)	22% <div><div></div></div>	23% <div><div></div></div>
Identification and care for intimate partner violence	Not included in round 1	Not included in round 2	Less than 5% (including 0%)	Less than 5% (including 0%)	33% <div><div></div></div>	20% <div><div></div></div>
Response to sexual violence (post-rape care)	Not included in round 1	Not included in round 2	Less than 5% (including 0%)	Less than 5% (including 0%)	23% <div><div></div></div>	13% <div><div></div></div>
Antenatal care	5-50%	Less than 5% (including 0%)	Less than 5% (including 0%)	Less than 5% (including 0%)	31% <div><div></div></div>	23% <div><div></div></div>
Facility-based births	More than 50%	Less than 5% (including 0%)	Less than 5% (including 0%)	Less than 5% (including 0%)	24% <div><div></div></div>	18% <div><div></div></div>
Postnatal care for women and newborns	Not included in round 1	Less than 5% (including 0%)	Less than 5% (including 0%)	Less than 5% (including 0%)	31% <div><div></div></div>	21% <div><div></div></div>
Neonatal intensive care unit (NICU) services	Not included in round 1	Not included in round 2	Less than 5% (including 0%)	Less than 5% (including 0%)	24% <div><div></div></div>	14% <div><div></div></div>
Sick child services	Less than 5% (including 0%)	Less than 5% (including 0%)	Less than 5% (including 0%)	Less than 5% (including 0%)	31% <div><div></div></div>	21% <div><div></div></div>
Well-child visits	Not included in round 1	Not included in round 2	Less than 5% (including 0%)	Less than 5% (including 0%)	30% <div><div></div></div>	24% <div><div></div></div>
Adolescent and youth friendly services	Not included in round 1	Not included in round 2	Less than 5% (including 0%)	Less than 5% (including 0%)	32% <div><div></div></div>	26% <div><div></div></div>
Nutrition	No services disrupted	No services disrupted	No services disrupted	No services disrupted	<div><div></div>More than 50%</div> <div><div></div>26 - 50%</div> <div><div></div>5 - 25%</div>	
					% of countries	
Counselling on infant and young-child feeding	Not included in round 1	Not included in round 2	Less than 5% (including 0%)	Less than 5% (including 0%)	45% <div><div></div></div>	31% <div><div></div></div>
Screening for and/or management of moderate and severe wasting	Less than 5% (including 0%)	Less than 5% (including 0%)	Not applicable	Not applicable	44% <div><div></div></div>	28% <div><div></div></div>
Distribution of high-dose vitamin A supplementation	Not included in round 1	Not included in round 2	Not applicable	Not applicable	39% <div><div></div></div>	29% <div><div></div></div>
Growth monitoring and promotion	Not included in round 1	Not included in round 2	Not included in round 3	Less than 5% (including 0%)	53% <div><div></div></div>	34% <div><div></div></div>
Care for older people	Not applicable	Not applicable	No services disrupted	No services disrupted	<div><div></div>More than 50%</div> <div><div></div>26 - 50%</div> <div><div></div>5 - 25%</div>	
					% of countries	
Health and social care services in long-term care facilities	Not included in round 1	Not included in round 2	Less than 5% (including 0%)	Less than 5% (including 0%)	31% <div><div></div></div>	22% <div><div></div></div>
Health and social care services in the community	Not included in round 1	Not included in round 2	Less than 5% (including 0%)	Less than 5% (including 0%)	43% <div><div></div></div>	36% <div><div></div></div>
Provision of integrated health and social care services	Not included in round 1	Not included in round 2	Less than 5% (including 0%)	Less than 5% (including 0%)	42% <div><div></div></div>	31% <div><div></div></div>
Screening and assessment of physical and mental capacities	Not included in round 1	Not included in round 2	Less than 5% (including 0%)	Less than 5% (including 0%)	43% <div><div></div></div>	37% <div><div></div></div>
Immunization	All services disrupted	No services disrupted	No services disrupted	No services disrupted	<div><div></div>More than 50%</div> <div><div></div>26 - 50%</div> <div><div></div>5 - 25%</div>	
					% of countries	
Routine facility-based immunization services	More than 50%	Less than 5% (including 0%)	Less than 5% (including 0%)	Less than 5% (including 0%)	29% <div><div></div></div>	28% <div><div></div></div>
Routine outreach immunization services	More than 50%	Less than 5% (including 0%)	Less than 5% (including 0%)	Less than 5% (including 0%)	50% <div><div></div></div>	35% <div><div></div></div>

**Disruptions to tracer services
(continued)**

Communicable diseases

Round 1
(May-Sept 2020)

Round 2
(Jan-March 2021)

Round 3
(May-Oct 2021)

Round 4
(Nov 2022-Jan 2023)

Regional comparison
(Round 4)

Global comparison
(Round 4)

Some services disrupted

No services disrupted

Some services disrupted

No services disrupted

More than 50%

26 - 50%

5 - 25%

% of countries

HIV prevention services


No response

Less than 5% (including 0%)


Less than 5% (including 0%)

Less than 5% (including 0%)

29%



24%



HIV testing services


No response

Less than 5% (including 0%)


5-25%

Less than 5% (including 0%)

22%



27%



Continuation of established ARV treatment


Less than 5% (including 0%)

Less than 5% (including 0%)


Less than 5% (including 0%)

Less than 5% (including 0%)

16%



8%



Initiation of new ARV treatment


No response

Less than 5% (including 0%)


Less than 5% (including 0%)

Less than 5% (including 0%)

19%



12%



Hepatitis B and C diagnosis and treatment

No response

Less than 5% (including 0%)

5-25%

Not included in Round 4

NA

NA

Hepatitis B diagnosis and treatment


Not included in round 1

Not included in round 2


Not included in round 3

Less than 5% (including 0%)

12%



19%



Hepatitis C diagnosis and cure


Not included in round 1

Not included in round 2


Not included in round 3

Less than 5% (including 0%)

14%



18%



STI treatment services


Not included in round 1

Not included in round 2


Not included in round 3

Less than 5% (including 0%)

21%



22%



Testing of pregnant women for syphilis


Not included in round 1

Not included in round 2


Not included in round 3

Less than 5% (including 0%)

19%



14%



TB case detection and treatment


5-50%

Less than 5% (including 0%)


Less than 5% (including 0%)

Less than 5% (including 0%)

37%



37%



Malaria diagnosis and treatment


No response

No response


No response

No response

17%



22%



Malaria tests performed by health worker


Not included in round 1

Not included in round 2


Not included in round 3

No response

14%



22%



Campaigns for distribution of insecticide treated nets (ITN)


No response

No response


No response

No response

21%



33%



Malaria prevention campaigns: indoor residual spraying (IRS)

No response

No response

No response

No response

5%



20%



Malaria prevention campaigns: seasonal malaria chemoprevention (SMC)


No response

No response


No response

No response

0%



0%



Malaria surveillance


Not included in round 1

Not included in round 2


No response

No response

7%



13%



Neglected tropical diseases

Not applicable

No services disrupted

No services disrupted

No services disrupted

More than 50%

26 - 50%

5 - 25%

% of countries

Diagnosis, treatment and care for NTDs


Not included in round 1

Less than 5% (including 0%)


Less than 5% (including 0%)

Less than 5% (including 0%)

29%



28%



Large scale preventive chemotherapy campaigns for NTDs


Not included in round 1

Less than 5% (including 0%)


Not applicable

Less than 5% (including 0%)

29%



35%



Community awareness and health education campaigns for NTDs

Not included in round 1

Less than 5% (including 0%)

Less than 5% (including 0%)

Do not know

26%



33%



Support for self-care, rehabilitation and psychosocial services for patients with chronic NTDs

Not included in round 1

Less than 5% (including 0%)

Less than 5% (including 0%)

Less than 5% (including 0%)

18%



21%



Prescriptions for NTD medicines


Not included in round 1

Less than 5% (including 0%)


Less than 5% (including 0%)

Less than 5% (including 0%)

26%



18%



Surgical procedures for NTDs


Not included in round 1

Less than 5% (including 0%)


Less than 5% (including 0%)

Do not know

21%



19%



Noncommunicable diseases

Some services disrupted

No services disrupted

No services disrupted

All services disrupted

More than 50%

26 - 50%

5 - 25%

% of countries

Hypertension management


5-50%

Less than 5% (including 0%)


Not included in round 3

5-25%

31%



30%



Cardiovascular emergencies


5-50%

Less than 5% (including 0%)


Not included in round 3

5-25%

30%



21%



Diabetes and Diabetic Complications Management


5-50%

Less than 5% (including 0%)


Not included in round 3

5-25%

31%



26%



Service backlog trends:	Round 1 (May-Sept 2020)	Round 2 (Jan-March 2021)	Round 3 (Nov-Dec 2021)	Round 4 (Nov 2022-Jan 2023)	Regional comparison (Round 4)	Global comparison (Round 4)
	Not included in round 1	Increased	Not applicable	Not applicable	<div><div></div><div>% of countries with increased backlogs</div></div>	<div><div></div><div></div></div>
Elective surgeries and procedures	Not included in round 1	Increased	Not applicable	Not applicable	60%	47%
Appointments with specialists (outpatient)	Not included in round 1	Not included in round 2	Not applicable	Not applicable	60%	50%
Screening, diagnosis and treatment of cancers	Not included in round 1	Not included in round 2	Not applicable	Decreased	57%	48%
Screening, diagnosis and treatment of NCDs	Not included in round 1	Not included in round 2	Not applicable	Decreased	68%	62%
Rehabilitation services	Not included in round 1	Not included in round 2	Not applicable	Decreased	55%	52%
Supply chain disruptions:	Not included in round 1	No	No	No	<div><div></div><div>% of countries with disruption to in-country supply chain system</div></div>	<div><div></div><div></div></div>
	Not included in round 1	Not included in round 2	Not included in round 3	No response	34%	24%
Vaccines	Not included in round 1	Not included in round 2	Not included in round 3	No response	70%	57%
Medicines (excluding oxygen)	Not included in round 1	Not included in round 2	Not included in round 3	No response	64%	77%
Medical oxygen	Not included in round 1	Not included in round 2	Not included in round 3	No response	45%	48%
Laboratory supplies	Not included in round 1	Not included in round 2	Not included in round 3	No response	70%	75%
Medical supplies	Not included in round 1	Not included in round 2	Not included in round 3	No response	82%	82%
Medical imaging accessories	Not included in round 1	Not included in round 2	Not included in round 3	No response	45%	44%
Personal protective equipment	Not included in round 1	Not included in round 2	Not included in round 3	No response	27%	27%
Disinfectant and hygiene supplies	Not included in round 1	Not included in round 2	Not included in round 3	No response	36%	29%
Intentional modifications to service delivery and essential public health functions						
Strategic changes to service delivery platform access						
	Round 1 (May-Sept 2020)	Round 2 (Jan-March 2021)	Round 3 (Nov-Dec 2021)	Round 4 (Nov 2022-Jan 2023)	Regional comparison (Round 4)	Global comparison (Round 4)
	Not included in round 1	Not included in round 2	Functioning as normal	Functioning as normal	<div><div></div><div>Suspended</div><div></div><div>Limited</div><div>% of countries</div></div>	<div><div></div><div></div></div>
Primary care services	Not included in round 1	Not included in round 2	Functioning as normal	Functioning as normal	11%	7%
Outpatient services	Limited	Functioning as normal	Functioning as normal	Functioning as normal	16%	11%
Inpatient services	Functioning as normal	Functioning as normal	Functioning as normal	Functioning as normal	14%	10%
Emergency unit services	Functioning as normal	Functioning as normal	Functioning as normal	Functioning as normal	5%	4%
Prehospital emergency care services	Functioning as normal	Functioning as normal	Functioning as normal	Functioning as normal	22%	11%
Community-based care	Functioning as normal	Functioning as normal	Functioning as normal	Suspended	22%	16%
Mobile clinics	Suspended	Functioning as normal	Functioning as normal	Suspended	24%	20%
Strategic changes to essential public health functions and activities						
	Round 1 (May-Sept 2020)	Round 2 (Jan-March 2021)	Round 3 (Nov-Dec 2021)	Round 4 (Nov 2022-Jan 2023)	Regional comparison (Round 4)	Global comparison (Round 4)
	Not included in round 1	Functioning as normal	Functioning as normal	Limited	<div><div></div><div>Suspended</div><div></div><div>Limited</div><div>% of countries</div></div>	<div><div></div><div></div></div>
Population-based activities for health protection	Not included in round 1	Functioning as normal	Functioning as normal	Limited	29%	15%
Health promotion population-based activities	Not included in round 1	Functioning as normal	Functioning as normal	Limited	11%	11%
Disease prevention population-based activities	Not included in round 1	Functioning as normal	Functioning as normal	Suspended	17%	13%
Surveillance and response	Not included in round 1	Functioning as normal	Functioning as normal	Functioning as normal	19%	10%
Emergency preparedness and response	Not included in round 1	Functioning as normal	Functioning as normal	Functioning as normal	16%	12%
Communications and social mobilization activities for health	Not included in round 1	Functioning as normal	Functioning as normal	Limited	20%	12%
Public health research	Not included in round 1	Functioning as normal	Functioning as normal	Suspended	31%	25%
Government staff responsible for EHS delivery have been reassigned/deployed to COVID-19 response	Round 1 (May-Sept 2020)	Round 2 (Jan-March 2021)	Round 3 (Nov-Dec 2021)	Round 4 (Nov 2022-Jan 2023)	% of countries who reassigned or deployed staff at any time	
	Not included in round 1	Not included in round 2	Not included in round 3	Staff were reassigned or deployed but all staff are now back to regular roles	97%	98%

Mitigation strategies and recovery measures

Service delivery modifications	Round 1 (May-Sept 2020)	Round 2 (Jan-March 2021)	Round 3 (Nov-Dec 2021)	Round 4 (Nov 2022-Jan 2023)	Regional comparison (Round 4)	Global comparison (Round 4)
% of countries using strategy (with or without integration)						
Expansion of facility hours	Not included in round 1	×	×	Not applicable	50%	52%
Provision of home-based care where appropriate	Not included in round 1	×	✓	Not applicable	71%	69%
Telemedicine deployment to replace in-person consults	Not included in round 1	×	×	Not applicable	44%	66%
Use of self-care interventions where appropriate	Not included in round 1	×	×	Not applicable	74%	65%
Catch-up campaigns for missed appointments	Not included in round 1	×	×	Not applicable	71%	53%
Integration of several services into single visit	Not included in round 1	×	×	Not applicable	44%	42%
Redirection of patients to alternate care sites/reorientation of referral pathways	×	×	×	Not applicable	62%	58%
% of countries using strategy (with or without integration)						
Health worker capacities and training						
Redistribution of health worker tasks and optimization of roles	✓	×	✓	Not applicable	65%	72%
Rapid training mechanisms and job aids for key capacities and newly distributed tasks and roles	Not included in round 1	Not included in round 2	✓	Not applicable	76%	80%
Recruitment of additional staff	No response	×	✓	Not applicable	74%	71%
Provision of mental health care and psychosocial support to health workers	Not included in round 1	Not included in round 2	×	Not applicable	74%	63%
Establishment of pathways for accelerated training and early certification of medical, nursing and other key staff	Not included in round 1	Not included in round 2	×	Not applicable	32%	40%
Paid sick leave, overtime pay, and/or hazard pay	Not included in round 1	Not included in round 2	✓	Not applicable	47%	55%
% of countries using strategy (with or without integration)						
Access to medicines and health products						
Novel approaches to renewing prescriptions and dispensing medications	Not included in round 1	Not included in round 2	×	Not applicable	50%	56%
Adaption of supply chain logistics and management processes	✓	×	×	Not applicable	65%	71%
Procurement of surge commodities (e.g. PPE, oxygen)	Not included in round 1	Not included in round 2	✓	Not applicable	79%	75%
% of countries using strategy (with or without integration)						
Community engagement and risk communication strategies						
Community communications	×	×	✓	Not applicable	88%	89%
Use of proactive governmental strategies to reach vulnerable groups	Not included in round 1	×	×	Not applicable	44%	63%
Use of existing networks or organizations (e.g. NGOs) to reach vulnerable groups	Not included in round 1	×	✓	Not applicable	82%	77%
% of countries using strategy (with or without integration)						
Health financing strategies						
Removal of user fees or provision of subsidies for fees at point of use	×	×	×	Not applicable	32%	41%
Provision of cash transfers for vulnerable populations to access care	Not included in round 1	Not included in round 2	×	Not applicable	38%	29%
Agreements with private health facilities to deliver essential health services supported through public funds	Not included in round 1	Not included in round 2	×	Not applicable	53%	48%
% of countries using strategy (with or without integration)						
Systematic use of quality improvement approaches						
Improving patient flow in health facilities	Not included in round 1	Not included in round 2	Not included in round 3	Not applicable	62%	68%
Improving the quality of care in essential health services delivered to patients	Not included in round 1	Not included in round 2	Not included in round 3	Not applicable	76%	64%
Providing training and supportive supervision of the workforce in quality improvement	Not included in round 1	Not included in round 2	Not included in round 3	Not applicable	85%	75%
Application of improvement cycles to find solutions for priority issues and challenges in the delivery of clinical care	Not included in round 1	Not included in round 2	Not included in round 3	Not applicable	47%	48%

Policies, planning and investments

Policies and plans

	Round 1 (May-Sept 2020)	Round 2 (Jan-March 2021)	Round 3 (Nov-Dec 2021)	Round 4 (Nov 2022-Jan 2023)	Regional comparison (Round 4)	Global comparison (Round 4)
					% of countries responding yes	
Government has defined EHS to be maintained during COVID-19	Yes	Yes	No, does not exist	No, does not exist	50%	59%
Country developed or revised a health system recovery plan to strengthen health service resilience and preparedness for future public health emergencies	Not included in round 1	Not included in round 2	Not yet, but planning to develop	Not yet, but planning to develop	39%	44%
Plan has been budgeted	Not included in round 1	Not included in round 2	Not included in round 3	No response	92%	92%
Implementation of plan has started	Not included in round 1	Not included in round 2	Not included in round 3	No response	83%	95%
Implentation hasn't started because:						
Focus is still currently on pandemic response	Not included in round 1	Not included in round 2	Not included in round 3	No response	Sample size too small to display.	Sample size too small to display
Focus is currently on socio-economic recovery	Not included in round 1	Not included in round 2	Not included in round 3	No response	Sample size too small to display	Sample size too small to display
Limited resources	Not included in round 1	Not included in round 2	Not included in round 3	No response	Sample size too small to display	Sample size too small to display
No designated authority/platform/mechanism to coordinate implementation	Not included in round 1	Not included in round 2	Not included in round 3	No response	Sample size too small to display	Sample size too small to display
A focused review was used to inform recovery plan	Not included in round 1	Not included in round 2	Not included in round 3	No response	82%	94%
Thematic areas that have been identified as central to ongoing recovery effort:					% of countries responding yes	
Primary Care	Not included in round 1	Not included in round 2	Not included in round 3	✓	89%	89%
Emergency risk management including preparedness	Not included in round 1	Not included in round 2	Not included in round 3	✓	95%	84%
Other essential public health functions	Not included in round 1	Not included in round 2	Not included in round 3	-	42%	62%
Continuity of essential health services across health programmes and conditions	Not included in round 1	Not included in round 2	Not included in round 3	✓	89%	83%
Whole of government / multisectoral engagement	Not included in round 1	Not included in round 2	Not included in round 3	✓	58%	57%
Community engagement	Not included in round 1	Not included in round 2	Not included in round 3	✓	92%	75%
Vulnerable and marginalized populations	Not included in round 1	Not included in round 2	Not included in round 3	✓	68%	65%
Quality of care	Not included in round 1	Not included in round 2	Not included in round 3	✓	76%	63%
None	Not included in round 1	Not included in round 2	Not included in round 3	-	0%	2%

Country made additional government funding and investments

	Round 1 (May-Sept 2020)	Round 2 (Jan-March 2021)	Round 3 (Nov-Dec 2021)	Round 4 (Nov 2022-Jan 2023)	Regional comparison (Round 4)	Global comparison (Round 4)
					% of countries responding yes	
To maintain EHS during COVID-19	No response	✓	✓	✓	76%	83%
To cover reductions in loss of revenue	Not included in round 1	Not included in round 2	Not included in round 3	×	28%	56%
For longer-term recovery and/or health service resilience and preparedness	Not included in round 1	Not included in round 2	✓	✓	58%	74%
Sub-areas where investments have been made					% of countries responding yes	
New facility infrastructure	Not included in round 1	Not included in round 2	✓	×	78%	81%
Digital health technologies and infrastructure	Not included in round 1	Not included in round 2	✓	×	67%	87%
Health workforce capacity strengthening	Not included in round 1	Not included in round 2	✓	✓	100%	95%
Access to medicines, supplies and other health products	Not included in round 1	Not included in round 2	✓	✓	89%	86%
Health information systems	Not included in round 1	Not included in round 2	✓	✓	83%	80%

% of countries responding yes

Country received additional external funding to support health system recovery efforts from:

	Round 1 (May-Sept 2020)	Round 2 (Jan-March 2021)	Round 3 (Nov-Dec 2021)	Round 4 (Nov 2022-Jan 2023)		
None	Not included in round 1	Not included in round 2	Not included in round 3	-	0%	15%
WHO	Not included in round 1	Not included in round 2	Not included in round 3	✓	87%	78%
Other UN agencies and multilateral development banks	Not included in round 1	Not included in round 2	Not included in round 3	✓	87%	75%
Bilateral development partners	Not included in round 1	Not included in round 2	Not included in round 3	✓	87%	64%
International non-governmental organizations (not for profit)	Not included in round 1	Not included in round 2	Not included in round 3	✓	61%	58%
National non-governmental organizations (not for profit)	Not included in round 1	Not included in round 2	Not included in round 3	✓	37%	41%
International private organizations (for profit)	Not included in round 1	Not included in round 2	Not included in round 3	-	32%	30%
National private organizations (for profit)	Not included in round 1	Not included in round 2	Not included in round 3	-	26%	27%

% of countries responding yes

There is a designated national authority with clear responsibility for coordinating health system recovery efforts within the health sector and/or across other sectors

Not included in round 1	Not included in round 2	Not included in round 3	✓	74%	78%
-------------------------	-------------------------	-------------------------	---	-----	-----

Information tracking

	Round 1 (May-Sept 2020)	Round 2 (Jan-March 2021)	Round 3 (Nov-Dec 2021)	Round 4 (Nov 2022-Jan 2023)	Regional comparison (Round 4)	Global comparison (Round 4)
Regularly monitoring the continuity of EHS during COVID-19	Not included in round 1	Yes	Yes	Yes	86%	88%
If yes, does it include monitoring mitigation or recovery strategies	Not included in round 1	Yes	Yes	Yes	86%	82%
If yes, does it include monitoring of the long-term effects of essential health service disruptions	Not included in round 1	Not included in round 2	Yes	Yes	81%	80%
If yes, does it include monitoring of barriers to accessing essential health services	Not included in round 1	Not included in round 2	Not included in round 3	Yes	93%	85%
If yes, does it include monitoring of changes in care-seeking behaviour	Not included in round 1	Not included in round 2	Not included in round 3	Yes	93%	83%
Focused review and documentation of the current situation and the impact of the pandemic in order to inform recovery planning	Not included in round 1	Not included in round 2	Not included in round 3	Yes	79%	76%
Existence of team dedicated to tracking and addressing the infodemic and health misinformation during COVID-19	Not included in round 1	Yes, within Ministry of Health or equivalent	Yes, within Ministry of Health or equivalent	Yes, within Ministry of Health or equivalent	95%	90%
Collecting or collating data on comorbidities in COVID-19 patients	Not included in round 1	Yes	Yes	Yes	97%	94%
Collecting or collating patient-level data on post-COVID-19 condition and its sequelae	Not included in round 1	Not included in round 2	No	Yes	52%	57%
Active, multi-source social listening mechanism in place to inform decision-makin	Not included in round 1	Not included in round 2	Not included in round 3	Yes	71%	63%
Produced one or more qualitative or quantitative analysis of health inequities during the COVID-19 pandemic	Not included in round 1	Not included in round 2	Yes	No	65%	66%

% of countries responding yes

Capacities for potential COVID-19 surge

	Round 1 (May-Sept 2020)	Round 2 (Jan-March 2021)	Round 3 (Nov-Dec 2021)	Round 4 (Nov 2022-Jan 2023)	Regional comparison (Round 4)	Global comparison (Round 4)
Current surge capacity assessed	Not included in round 1	Not included in round 2	Not included in round 3	Yes, fully completed	44%	42%

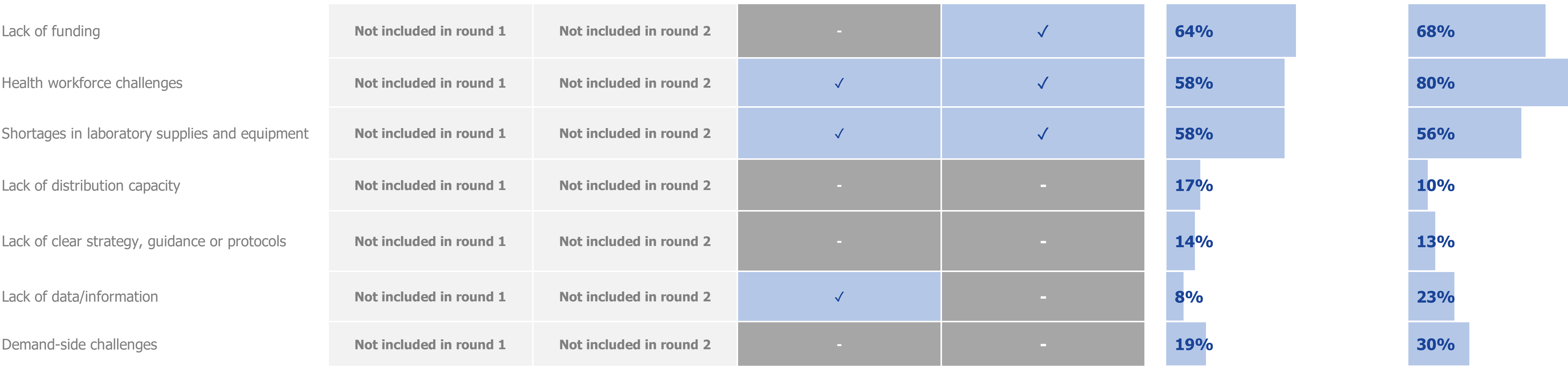
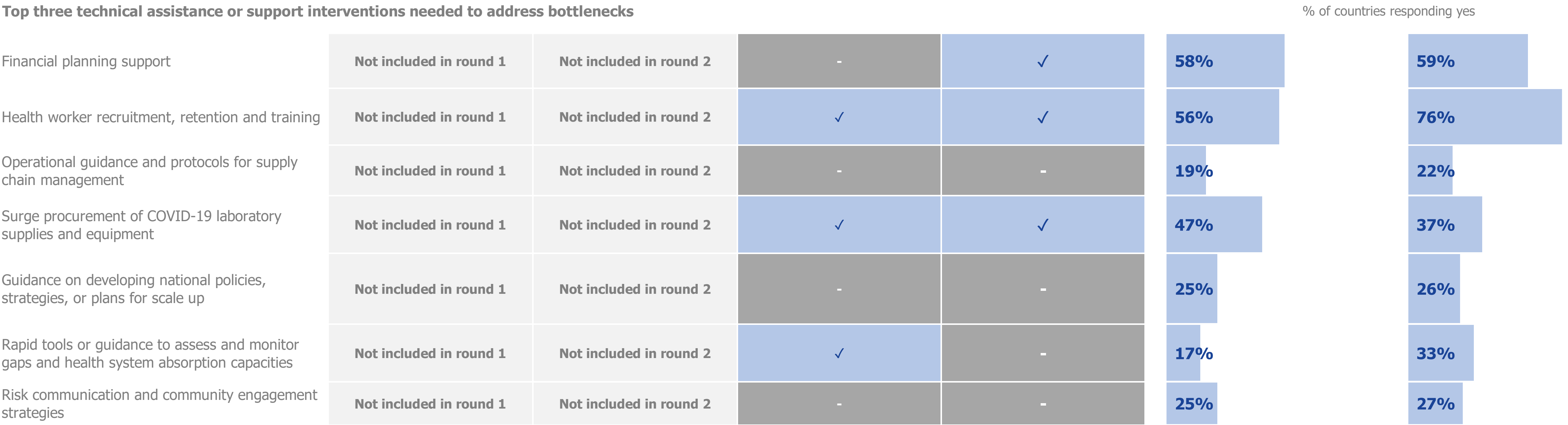
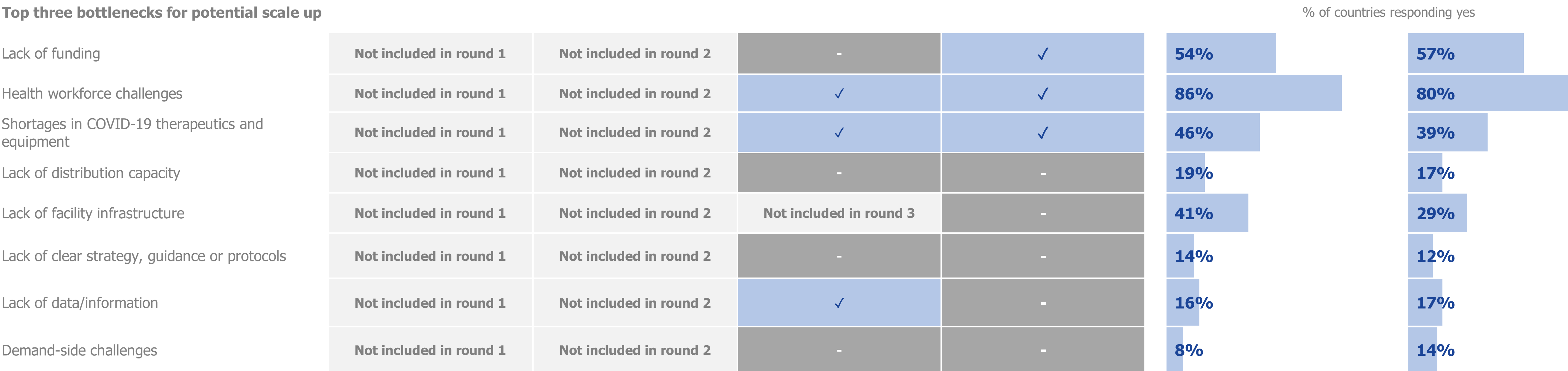
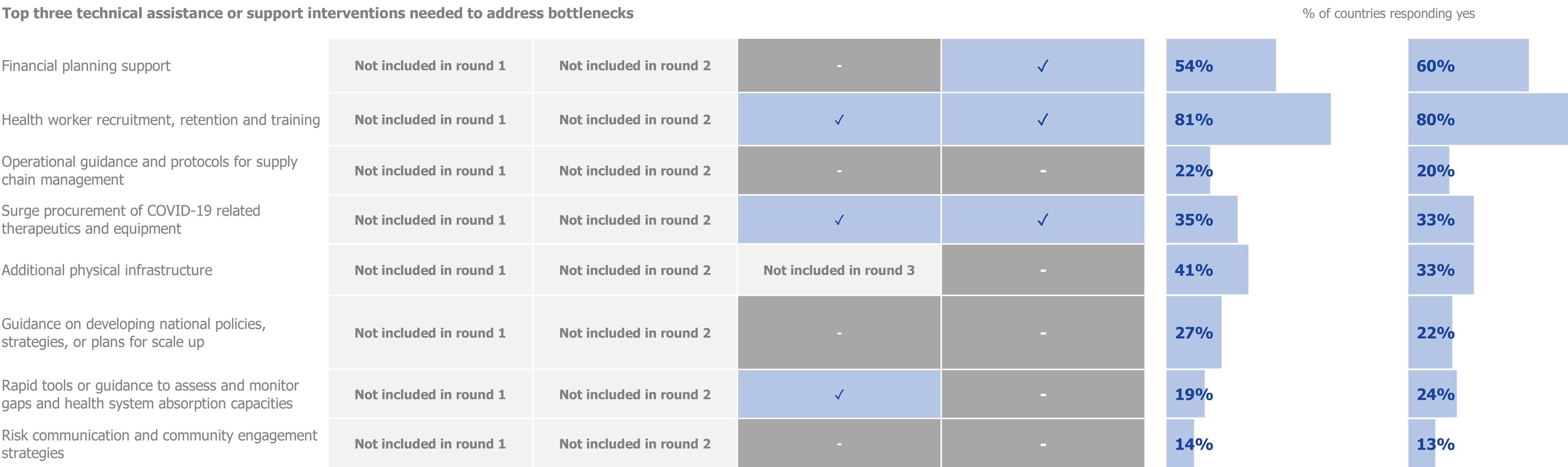
% of countries responding yes

Priority health capacity strengthening areas for potential COVID-19 surge (top 3)

	Round 1 (May-Sept 2020)	Round 2 (Jan-March 2021)	Round 3 (Nov-Dec 2021)	Round 4 (Nov 2022-Jan 2023)		
Multisectoral coordination, governance and financing	Not included in round 1	Not included in round 2	Not included in round 3	✓	55%	64%
Surveillance, laboratories and diagnostics	Not included in round 1	Not included in round 2	Not included in round 3	✓	74%	60%
Risk communication and community engagement	Not included in round 1	Not included in round 2	Not included in round 3	-	61%	54%
Managing essential health services and systems	Not included in round 1	Not included in round 2	Not included in round 3	-	18%	33%
Points of entry, international travel and transport, and mass gatherings	Not included in round 1	Not included in round 2	Not included in round 3	-	42%	26%
Protection of health workforce	Not included in round 1	Not included in round 2	Not included in round 3	✓	24%	27%
Infection prevention and control	Not included in round 1	Not included in round 2	Not included in round 3	-	21%	17%
Operational support, logistics and supply chains	Not included in round 1	Not included in round 2	Not included in round 3	-	18%	17%
Research and development	Not included in round 1	Not included in round 2	Not included in round 3	-	8%	14%
Case management and clinical operations	Not included in round 1	Not included in round 2	Not included in round 3	-	24%	14%

% of countries responding yes

	Round 1 (May-Sept 2020)	Round 2 (Jan-March 2021)	Round 3 (Nov-Dec 2021)	Round 4 (Nov 2022-Jan 2023)	Regional comparison (Round 4)	Global comparison (Round 4)
Capacities that were strengthened or institutionalized for the COVID-19 pandemic that have been leveraged in response for any other non-COVID-19 public health emergency or disaster						
					% of countries responding yes	
Not applicable/no other public health emergencies or disasters	Not included in round 1	Not included in round 2	Not included in round 3	-	<div><div></div></div> 8%	<div><div></div></div> 15%
Multisectoral coordination, governance and financing	Not included in round 1	Not included in round 2	Not included in round 3	✓	<div><div></div></div> 86%	<div><div></div></div> 76%
Risk communication, community engagement and infodemic management	Not included in round 1	Not included in round 2	Not included in round 3	✓	<div><div></div></div> 94%	<div><div></div></div> 83%
Surveillance, laboratories and diagnostics	Not included in round 1	Not included in round 2	Not included in round 3	✓	<div><div></div></div> 94%	<div><div></div></div> 90%
Points of entry, international travel and transport, and mass gatherings	Not included in round 1	Not included in round 2	Not included in round 3	✓	<div><div></div></div> 83%	<div><div></div></div> 72%
Protection of health workforce	Not included in round 1	Not included in round 2	Not included in round 3	✓	<div><div></div></div> 71%	<div><div></div></div> 69%
Case management, clinical operations	Not included in round 1	Not included in round 2	Not included in round 3	✓	<div><div></div></div> 77%	<div><div></div></div> 66%
Infection prevention and control	Not included in round 1	Not included in round 2	Not included in round 3	✓	<div><div></div></div> 89%	<div><div></div></div> 82%
Operational support, logistics and supply chains	Not included in round 1	Not included in round 2	Not included in round 3	✓	<div><div></div></div> 83%	<div><div></div></div> 78%
Managing essential health services and systems	Not included in round 1	Not included in round 2	Not included in round 3	✓	<div><div></div></div> 74%	<div><div></div></div> 71%
Research and development	Not included in round 1	Not included in round 2	Not included in round 3	✓	<div><div></div></div> 51%	<div><div></div></div> 47%
None	Not included in round 1	Not included in round 2	Not included in round 3	-	<div><div></div></div> 0%	<div><div></div></div> 0%
Future acute respiratory pandemic preparedness						
	Round 2 (Jan-March 2021)	Round 3 (Nov-Dec 2021)	Round 4 (Nov 2022-Jan 2023)	Regional comparison (Round 4)	Global comparison (Round 4)	
					% of countries responding yes	
There is a national multisectoral committee for future respiratory pathogen pandemic preparedness	Not included in round 2	Not included in round 3	Yes (or being established)	<div><div></div></div> 73%	<div><div></div></div> 74%	
Country has respiratory pathogen preparedness plan	Not included in round 2	Not included in round 3	Yes, and has been revised based on lessons from COVID-19 (or updated based on)	<div><div></div></div> 55%	<div><div></div></div> 68%	
Top three priority health capacity strengthening areas						
					% of countries responding yes	
Multisectoral coordination, governance and financing	Not included in round 2	Not included in round 3	✓	<div><div></div></div> 73%	<div><div></div></div> 66%	
Risk communication and community engagement	Not included in round 2	Not included in round 3	×	<div><div></div></div> 34%	<div><div></div></div> 35%	
Surveillance, laboratories and diagnostics	Not included in round 2	Not included in round 3	✓	<div><div></div></div> 83%	<div><div></div></div> 73%	
Points of entry, international travel and transport, and mass gatherings	Not included in round 2	Not included in round 3	×	<div><div></div></div> 32%	<div><div></div></div> 23%	
Protection of health workforce	Not included in round 2	Not included in round 3	×	<div><div></div></div> 5%	<div><div></div></div> 17%	
Case management, clinical operations, and infection prevention and control	Not included in round 2	Not included in round 3	✓	<div><div></div></div> 32%	<div><div></div></div> 24%	
Operational support, logistics and supply chains	Not included in round 2	Not included in round 3	×	<div><div></div></div> 15%	<div><div></div></div> 15%	
Managing essential health services and systems	Not included in round 2	Not included in round 3	×	<div><div></div></div> 5%	<div><div></div></div> 17%	
Planning for pandemic product deployment (vaccines, therapeutics and other devices)	Not included in round 2	Not included in round 3	×	<div><div></div></div> 5%	<div><div></div></div> 4%	
Research and development	Not included in round 2	Not included in round 3	×	<div><div></div></div> 15%	<div><div></div></div> 14%	
The following ministries/agencies are engaged in future respiratory pathogen pandemic preparedness						
					% of countries responding yes	
National legislative body, office of head of state	Not included in round 2	Not included in round 3	✓	<div><div></div></div> 71%	<div><div></div></div> 66%	
Finance	Not included in round 2	Not included in round 3	✓	<div><div></div></div> 83%	<div><div></div></div> 68%	
Disaster risk management	Not included in round 2	Not included in round 3	✓	<div><div></div></div> 85%	<div><div></div></div> 77%	
Home affairs, interior affairs	Not included in round 2	Not included in round 3	×	<div><div></div></div> 63%	<div><div></div></div> 59%	
Commerce, trade	Not included in round 2	Not included in round 3	×	<div><div></div></div> 46%	<div><div></div></div> 39%	
Defense, security forces	Not included in round 2	Not included in round 3	×	<div><div></div></div> 78%	<div><div></div></div> 68%	
Labour, social welfare	Not included in round 2	Not included in round 3	×	<div><div></div></div> 49%	<div><div></div></div> 45%	
Public works and services	Not included in round 2	Not included in round 3	×	<div><div></div></div> 39%	<div><div></div></div> 39%	
Information and communication	Not included in round 2	Not included in round 3	✓	<div><div></div></div> 90%	<div><div></div></div> 71%	
Education	Not included in round 2	Not included in round 3	✓	<div><div></div></div> 76%	<div><div></div></div> 61%	
Delivery of essential COVID-19 tools						
COVID-19 diagnostic and testing	Round 1 (May-Sept 2020)	Round 2 (Jan-March 2021)	Round 3 (Nov-Dec 2021)	Round 4 (Nov 2022-Jan 2023)	Regional comparison (Round 4)	Global comparison (Round 4)

Top three bottlenecks for potential scale up**Top three technical assistance or support interventions needed to address bottlenecks****COVID-19 case management****Round 1**
(May-Sept 2020)**Round 2**
(Jan-March 2021)**Round 3**
(Nov-Dec 2021)**Round 4**
(Nov 2022-Jan 2023)**Regional comparison**
(Round 4)**Global comparison**
(Round 4)**Top three bottlenecks for potential scale up****Top three technical assistance or support interventions needed to address bottlenecks**

Delivery of essential COVID-19 tools (continued)

PPE distribution and use	Round 1 (May-Sept 2020)	Round 2 (Jan-March 2021)	Round 3 (Nov-Dec 2021)	Round 4 (Nov 2022-Jan 2023)	Regional comparison (Round 4)	Global comparison (Round 4)
Top three bottlenecks for potential scale up					% of countries responding yes	
Lack of funding	Not included in round 1	Not included in round 2	-	✓	67%	61%
Health workforce challenges	Not included in round 1	Not included in round 2	✓	✓	33%	40%
Shortages in PPE	Not included in round 1	Not included in round 2	-	✓	64%	58%
Lack of distribution capacity	Not included in round 1	Not included in round 2	-	-	42%	37%
Lack of clear strategy, guidance or protocols	Not included in round 1	Not included in round 2	✓	-	22%	24%
Lack of data/information	Not included in round 1	Not included in round 2	✓	-	44%	43%

Top three technical assistance or support interventions needed to address bottlenecks					% of countries responding yes	
Financial planning support	Not included in round 1	Not included in round 2	-	✓	61%	65%
Health worker training on appropriate use of PPE	Not included in round 1	Not included in round 2	✓	✓	47%	50%
Operational guidance and protocols for supply chain management	Not included in round 1	Not included in round 2	-	-	42%	41%
Surge procurement of PPE	Not included in round 1	Not included in round 2	-	✓	50%	46%
Guidance on developing national policies, strategies, or plans for scale up	Not included in round 1	Not included in round 2	✓	-	25%	23%
Rapid tools or guidance to assess and monitor gaps and health system absorption capacities	Not included in round 1	Not included in round 2	✓	-	39%	43%

COVID-19 vaccination	Round 1 (May-Sept 2020)	Round 2 (Jan-March 2021)	Round 3 (Nov-Dec 2021)	Round 4 (Nov 2022-Jan 2023)	Regional comparison (Round 4)	Global comparison (Round 4)
Top three bottlenecks for potential scale up					% of countries responding yes	
Lack of funding	Not included in round 1	Not included in round 2	-	-	36%	37%
Health workforce challenges	Not included in round 1	Not included in round 2	-	✓	50%	47%
Shortages in vaccines and equipment	Not included in round 1	Not included in round 2	✓	-	17%	24%
Lack of distribution capacity	Not included in round 1	Not included in round 2	-	-	33%	23%
Lack of clear strategy, guidance or protocols	Not included in round 1	Not included in round 2	✓	-	17%	11%
Lack of data/information	Not included in round 1	Not included in round 2	Not included in round 3	-	17%	11%
Demand-side challenges	Not included in round 1	Not included in round 2	✓	-	72%	74%

Top three technical assistance or support interventions needed to address bottlenecks					% of countries responding yes	
Financial planning support	Not included in round 1	Not included in round 2	-	-	33%	37%
Health worker recruitment, retention and training	Not included in round 1	Not included in round 2	-	✓	53%	48%
Operational guidance and protocols for supply chain management	Not included in round 1	Not included in round 2	-	-	36%	25%
Procurement of vaccines	Not included in round 1	Not included in round 2	✓	-	8%	21%
Guidance on developing national policies, strategies, or plans for scale up	Not included in round 1	Not included in round 2	✓	-	25%	19%
Rapid tools or guidance to assess and monitor gaps and health system absorption capacities	Not included in round 1	Not included in round 2	✓	-	25%	22%

Integration of COVID-19 related services into routine health service delivery

	Round 1 (May-Sept 2020)	Round 2 (Jan-March 2021)	Round 3 (Nov-Dec 2021)	Round 4 (Nov 2022-Jan 2023)	Regional comparison (Round 4)	Global comparison (Round 4)
					% of countries responding yes	
COVID-19 vaccination	Not included in round 1	Not included in round 2	Not included in round 3	Yes, integrated and budgeted	64%	73%
COVID-19 diagnosis	Not included in round 1	Not included in round 2	Not included in round 3	Yes, integrated and budgeted	64%	72%
COVID-19 case management	Not included in round 1	Not included in round 2	Not included in round 3	Yes, integrated and budgeted	73%	75%
Post COVID-19 condition	Not included in round 1	Not included in round 2	Not included in round 3	Yes, integrated and budgeted	43%	58%

Priority needs and technical assistance requirements from WHO

Request

No request made

In-depth profile: Sexual, reproductive, maternal, newborn, child and adolescent health

Mitigation strategies and recovery measures for sexual and reproductive health services

Communication and information	Round 1 (May-Sept 2020)	Round 2 (Jan-March 2021)	Round 3 (Nov-Dec 2021)	Round 4 (Nov 2022-Jan 2023)	Regional comparison (Round 4)	Global comparison (Round 4)
% of countries using strategy (with or without integration)						
Informing the community where, when and how to access SRH services	Not included in round 1	Not included in round 2	×	Used and integrated into routine service delivery	76%	73%
Providing information to public about accurate and up-to-date educational materials on COVID-19 and SRH	Not included in round 1	Not included in round 2	×	Used and integrated into routine service delivery	94%	80%
Informing and alerting all service providers about the heightened risk of domestic violence	Not included in round 1	Not included in round 2	×	Used and integrated into routine service delivery	76%	68%
Access						
% of countries using strategy (with or without integration)						
Increasing availability of contraceptive methods and condoms that do not require direct supervision of health workers	Not included in round 1	Not included in round 2	×	Used and integrated into routine service delivery	79%	61%
Enhancing identification and services for gender-based violence against women survivors	Not included in round 1	Not included in round 2	✓	Used and integrated into routine service delivery	73%	59%
Alternative or adaptive measures						
% of countries using strategy (with or without integration)						
Relaxing requirements for prescriptions of SRH commodities	Not included in round 1	Not included in round 2	×	Not used	42%	33%
Offering noninvasive medical methods for managing safe abortion	Not included in round 1	Not included in round 2	×	Not used	36%	28%
Waiving restrictions to accessing SRH services	Not included in round 1	Not included in round 2	×	Not used	30%	28%
Providing multi-month supplies of SRH commodities	Not included in round 1	Not included in round 2	×	Used and integrated into routine service delivery	88%	62%
Using hotlines and/or telemedicine to minimize facility visits and provider-client contacts	Not included in round 1	Not included in round 2	No response	Not used	56%	56%
Adjusting forecasting for SRH commodities and supplies	Not included in round 1	Not included in round 2	×	Used and integrated into routine service delivery	85%	59%
Reducing the cost of SRH services	Not included in round 1	Not included in round 2	×	Used and integrated into routine service delivery	52%	39%
Implement task shifting/sharing for essential SRH services	Not included in round 1	Not included in round 2	×	Not used	76%	45%

Mitigation strategies and recovery measures for maternal and newborn health services

Communication and information	% of countries using strategy (with or without integration)					
Informing the community where, when and how to access MNH services	Not included in round 1	Not included in round 2	×	Used and integrated into routine service delivery	88%	73%
Promoting childbirth in health facilities irrespective of COVID-19	Not included in round 1	Not included in round 2	✓	Used and integrated into routine service delivery	94%	80%
Informing families and caregivers on how to cope with stress and sustain a nurturing environment at home	Not included in round 1	Not included in round 2	×	Used and integrated into routine service delivery	76%	71%
Informing MNH CHWs on IPC measures	Not included in round 1	Not included in round 2	✓	Used and integrated into routine service delivery	91%	77%
Access						
Scheduling of ANC visits in advance	Not included in round 1	Not included in round 2	✓	Used and integrated into routine service delivery	62%	66%
Scheduling of PNC visits in advance	Not included in round 1	Not included in round 2	✓	Not used	56%	65%
Modifying (temporarily) MNH referral system	Not included in round 1	Not included in round 2	×	Used and integrated into routine service delivery	71%	59%
Alternative or adaptive measures	Round 1 (May-Sept 2020)	Round 2 (Jan-March 2021)	Round 3 (Nov-Dec 2021)	Round 4 (Nov 2022-Jan 2023)	Regional comparison (Round 4)	Global comparison (Round 4)
% of countries using strategy (with or without integration)						
Offering multi-month prescriptions, micronutrient supplements, etc. during ANC or PNC	Not included in round 1	Not included in round 2	×	Used and integrated into routine service delivery	62%	56%
Early discharge after normal delivery	Not included in round 1	Not included in round 2	No response	Used and integrated into routine service delivery	59%	56%
Continuity of labour companion	Not included in round 1	Not included in round 2	×	Not used	62%	49%
Enhanced maternal mental health screening and counselling in maternal health services	Not included in round 1	Not included in round 2	No response	Not used	47%	42%
Using digital platforms for ANC or PNC counseling and screening to minimize facility visits	Not included in round 1	Not included in round 2	No response	Not used	56%	56%

In-depth profile: Sexual, reproductive, maternal, newborn, child and adolescent health, continued

Mitigation strategies and recovery measures for child and adolescent health services					% of countries using strategy (with or without integration)	
Communication and information	Round 1 (May-Sept 2020)	Round 2 (Jan-March 2021)	Round 3 (Nov-Dec 2021)	Round 4 (Nov 2022-Jan 2023)	Regional comparison (Round 4)	Global comparison (Round 4)
Informing the community where, when and how to access sick and well child services	Not included in round 1	Not included in round 2	✓	Used and integrated into routine service delivery	94%	85%
Enhancing information to caregivers on child care	Not included in round 1	Not included in round 2	✓	Not used	85%	76%
Providing information on how to manage stress and sustain nurturing care in households during COVID-19	Not included in round 1	Not included in round 2	×	Not used	64%	64%
Informing adolescents where and how to access health services	Not included in round 1	Not included in round 2	×	Used and integrated into routine service delivery	79%	68%
Informing adolescents where and how to get support and care in case of violence	Not included in round 1	Not included in round 2	×	Used and integrated into routine service delivery	64%	59%
Informing health workers about the heightened risk to children and adolescents of violence, including sexual violence	Not included in round 1	Not included in round 2	×	Used and integrated into routine service delivery	67%	64%
Access						
Enhancing provision of mental health and psychosocial support to caregivers of children and adolescents	Not included in round 1	Not included in round 2	×	Used and integrated into routine service delivery	45%	50%
Scheduling visits for child and/or adolescent services in advance	Not included in round 1	Not included in round 2	×	Used and integrated into routine service delivery	48%	52%
Enhance integrated outreach for delivery of vaccinations, growth monitoring, preventive and sick child services	Not included in round 1	Not included in round 2	×	Not used	73%	64%
Offering multi-month prescriptions for children and adolescents with conditions that require chronic care	Not included in round 1	Not included in round 2	×	Used and integrated into routine service delivery	55%	48%
Alternative or adaptive measures						
Using digital platforms for counselling, screening and follow-up after illness on matters related to child health	Not included in round 1	Not included in round 2	×	Not used	42%	49%
Establishing hotlines and/or telemedicine for individual counselling of adolescents	Not included in round 1	Not included in round 2	×	Not used	58%	52%
Engaging community groups and youth networks to extend the provision of health information and services to adolescents	Not included in round 1	Not included in round 2	×	Used and integrated into routine service delivery	85%	64%

In-depth profile: Nutrition services

Mitigation strategies and recovery measures for nutrition services

% of countries using strategy (with or without integration)

Alternative or adaptive measures	Round 1 (May-Sept 2020)	Round 2 (Jan-March 2021)	Round 3 (Nov-Dec 2021)	Round 4 (Nov 2022-Jan 2023)	Regional comparison (Round 4)	Global comparison (Round 4)
Providing/prescribing nutrition drugs and supplies for multi-month	Not included in round 1	Not included in round 2		Not used	50%	54%
Making use of alternative delivery channels for nutrition services	Not included in round 1	Not included in round 2	×	Not used	74%	73%
Reducing the frequency of routine nutrition services, including screening for severe wasting	Not included in round 1	Not included in round 2	×	Used but not integrated into routine service delivery	59%	40%
Bundling nutrition services with other nutrition or health services	Not included in round 1	Not included in round 2	×	Not used	65%	51%
Prioritizing key nutrition interventions	Not included in round 1	Not included in round 2	✓	Used but not integrated into routine service delivery	53%	58%
Task shifting for essential nutrition services	Not included in round 1	Not included in round 2	×	Not used	59%	46%
Postponing of some nutrition services	Not included in round 1	Not included in round 2	×	Used but not integrated into routine service delivery	35%	44%

In-depth profile: Care for older people

Mitigation strategies and recovery measures for care for older people

% of countries using strategy (with or without integration)

Communication and information	Round 1 (May-Sept 2020)	Round 2 (Jan-March 2021)	Round 3 (Nov-Dec 2021)	Round 4 (Nov 2022-Jan 2023)	Regional comparison (Round 4)	Global comparison (Round 4)
Inform older people, their households and caregivers, regarding where, when and how to access health and LTC services	Not included in round 1	Not included in round 2	✓	Used and integrated into routine service delivery	62%	70%
Inform older people, their households and caregivers on IPC measures	Not included in round 1	Not included in round 2	✓	Not used	86%	86%
Inform older people, their households and caregivers on the importance of promoting physical and mental health	Not included in round 1	Not included in round 2	×	Not used	72%	80%
Inform older people, their households and their caregivers, on where and how to report and get help in the case of elder abuse	Not included in round 1	Not included in round 2	✓	Not used	38%	46%
Inform health workers about the heightened risk of elder abuse	Not included in round 1	Not included in round 2	×	Not used	41%	46%
Ensure accessible information and different communication strategies for older people with impairments	Not included in round 1	Not included in round 2	×	Not used	34%	50%
Establish hotlines for older people and care givers to provide targeted information for older people	Not included in round 1	Not included in round 2	×	Not used	41%	47%
Provide accurate accessible information of COVID-19 vaccines and access to COVID-19 vaccines according to national vaccine policies	Not included in round 1	Not included in round 2	✓	Not used	86%	88%

Access

% of countries using strategy (with or without integration)

Use telemedicine and/or home outreach proactively to minimize health facility visits and schedule visits in advance	Not included in round 1	Not included in round 2	×	Used and integrated into routine service delivery	41%	65%
Offer multi-month prescriptions for older adults who have underlying health conditions	Not included in round 1	Not included in round 2	×	Not used	79%	82%
Establish mechanisms for medication delivery for older adults who have underlying health conditions	Not included in round 1	Not included in round 2	×	Not used	34%	61%
Facilitate access to rehabilitation services	Not included in round 1	Not included in round 2	×	Not used	24%	40%

Alternative or adaptive measures

% of countries using strategy (with or without integration)

Engaging community groups and networks to extend the provision of health information and services to older people	Not included in round 1	Not included in round 2	×	Not used	66%	63%
Introduce (if doesn't exist) psychosocial support for older people, for those socially isolated and with grief and loss	Not included in round 1	Not included in round 2	×	Not used	48%	56%
For older people who are care dependent, develop an alternative plan in case the primary caregiver is unavailable, and identify an alternative caregiver and/or alternative facility	Not included in round 1	Not included in round 2	×	Not used	28%	37%
Provide education and training for caregivers at home and long-term care facilities on IPC measures and how to continue providing care safely	Not included in round 1	Not included in round 2	✓	Not used	48%	57%
Establish and enhance the mechanism for relieving the burden on caregivers, including providing psychological support using digital platforms and respite care	Not included in round 1	Not included in round 2	×	Not used	28%	41%

In-depth profile: Immunization

During the previous 6 months, which of the following routine immunization services have been *disrupted* due to COVID-19 vaccination?

Facility-based immunization services for:	Round 2 (Jan-March 2021)	Round 3 (Nov-Dec 2021)	Round 4 (Nov 2022-Jan 2023)	Regional comparison (Round 4)	Global comparison (Round 4)
				% of countries responding yes	
Infants/young children	No response	No	No	24%	14%
School-aged children and adolescents	No response	No	No	15%	11%
Pregnant women	No response	No	No	24%	11%
Adults	No response	No	No	12%	8%
Routine outreach immunization services	No response	No	No	36%	21%

During the previous 6 months, which of the following routine immunization services have been *improved* due to COVID-19 vaccination?

Facility-based immunization services for:	Round 2 (Jan-March 2021)	Round 3 (Nov-Dec 2021)	Round 4 (Nov 2022-Jan 2023)	Regional comparison (Round 4)	Global comparison (Round 4)
				% of countries responding yes	
Infants/young children	Not included in round 2	Not included in round 3	Yes	28%	24%
School-aged children and adolescents	Not included in round 2	Not included in round 3	Yes	16%	19%
Pregnant women	Not included in round 2	Not included in round 3	Yes	28%	25%
Adults	Not included in round 2	Not included in round 3	Yes	17%	24%
Routine outreach immunization services	Not included in round 2	Not included in round 3	Yes	31%	31%

Has the increased demand for vaccination resources had a negative impact on routine immunization services?

	Round 2 (Jan-March 2021)	Round 3 (Nov-Dec 2021)	Round 4 (Nov 2022-Jan 2023)	Regional comparison (Round 4)	Global comparison (Round 4)
				% of countries responding yes	
Human resources	No response	Yes	Yes	89%	87%
Needles or syringes	No response	No	No	33%	20%
Safety boxed to dispose used syringes/needles	No response	No	No	33%	20%
Cold chain equipment	No response	No	No	63%	48%
Final disposal of injection wastage	No response	No	No	52%	42%

	Round 3 (Nov-Dec 2021)	Round 4 (Nov 2022-Jan 2023)
Disruption to demand for routine immunization services as a results of COVID-19 and associated epidemic prevention measures:	No disruptions: demand for immunization continues as before the pandemic	No disruptions: demand for immunization continues as before the pandemic
Has the country been able to measure the result of catch-up activities?	Not included in round 3	Yes, we are able to have an estimate of overall routine vaccination coverage by birth cohort

In-depth profile: Neglected tropical diseases

Infrastructure and activities

Government staff responsible for NTDs have been reassigned/deployed to COVID-19 response

Round 2 (Jan-March 2021)	Round 3 (Nov-Dec 2021)	Round 4 (Nov 2022-Jan 2023)
YES - Some staff partially supporting COVID-19 efforts along with routine NTD activities	No	No

Percentage of government funds for NTDs that have been reassigned to non-NTD services due to COVID-19 response efforts

Do not know	None or not yet	Do not know
-------------	-----------------	-------------

Planned NTD government activities that have been postponed

	Round 2 (Jan-March 2021)	Round 3 (Nov-Dec 2021)	Round 4 (Nov 2022-Jan 2023)	Regional comparison (Round 4)	Global comparison (Round 4)
None	✓	✓	No response	70%	68%
Advocacy and resource mobilization for NTD programme	Not applicable	No response	No response	60%	56%
Training and capacity-building activities (in-person or virtual) related to NTDs	Not applicable	No response	No response	80%	63%
Integrated vector management	Not applicable	No response	No response	30%	16%
Specific vector control activity delayed:					
Animal health/control of zoonotic NTDs	Not applicable	No response	No response	20%	22%
Monitoring, evaluation and research	Not applicable	No response	No response	30%	50%
Information reporting on NTDs	Not applicable	No response	No response	30%	38%

Current impact of COVID-19 on the following:

	Round 2 (Jan-March 2021)	Round 3 (Nov-Dec 2021)	Round 4 (Nov 2022-Jan 2023)	Regional comparison (Round 4)	Global comparison (Round 4)
People affected by NTDs	No response	No response	No response	23%	16%
Mortality related to NTDs	No response	No response	No response	9%	11%
Funding for related NTD activities	No response	No response	No response	55%	36%
Visibility of population at risks for NTDs	No response	No response	No response	38%	22%
Prioritization of NTD activities	No response	No response	No response	26%	27%
Expiration of NTD medicines and diagnostics	No response	No response	No response	18%	11%
Stockout of NTD medicines and diagnostics	No response	No response	No response	21%	11%

In-depth profile: Noncommunicable diseases

Infrastructure and activities

Government staff responsible for NCDs have been reassigned/deployed to COVID-19 response

Round 2 (Jan-March 2021)	Round 3 (Nov-Dec 2021)	Round 4 (Nov 2022-Jan 2023)
YES - All staff partially supporting COVID-19 efforts along with routine NCD activities	No response	YES - All staff supporting COVID-19 efforts full time

Percentage of government funds for NTDs that have been reassigned to non-NTD services due to COVID-19 response efforts

Do not know	No response	Do not know
-------------	-------------	-------------

Policies and plans

Additional funding currently being allocated for NCDs in the government budget for the COVID-19 response

Round 2 (Jan-March 2021)	Round 3 (Nov-Dec 2021)	Round 4 (Nov 2022-Jan 2023)	Regional comparison (Round 4)	Global comparison (Round 4)
✓	No response	×	10%	19%

% of countries responding yes

Planned NCD government activities that have been postponed

None

✓	No response	×	61%	63%
Not applicable	No response	✓	62%	58%
Not applicable	No response	✓	38%	47%
Not applicable	No response	×	31%	28%
Not applicable	No response	×	38%	38%
No response	No response	×	23%	16%

% of countries responding yes

Current impact of COVID-19 on the following

Funding for NCD risk factors activities

No response	No response	No response	33%	25%
No response	No response	No response	14%	13%
No response	No response	No response	29%	17%
No response	No response	No response	16%	18%
No response	No response	No response	13%	11%
No response	No response	No response	10%	10%
No response	No response	No response	20%	12%
No response	No response	No response	15%	9%

% of countries responding yes

Funding for NCD healthcare activities

Funding for NCD surveillance

Prioritization of NCD risk factors activities by health authorities

Prioritization of NCD healthcare activities by health authorities

Prioritization of NCD surveillance / information system

Stock out of NCD medicines

Stock out of NCD technologies

What are your country's plans to re-initiate any suspended NCD services?

Are there any technical guidance or tools that you would suggest WHO to develop related to NCDs during COVID-19 outbreak?

Implementation of NCD survey and National Action Plan and National Service Framework 2022-2027	No response	Implementation of NCD survey and National Action Plan and National Service Framework 2022-2027 Lesson Learned from Covid 19 Pandemic must be put on record and a preparedness Plan must be in Plan to host
No response	No response	

In-depth profile: Mental, neurological, and substance use disorders

Policies and plans

	Round 2 (Jan-March 2021)	Round 3 (Nov-Dec 2021)	Round 4 (Nov 2022-Jan 2023)	Regional comparison (Round 4)	Global comparison (Round 4)
Mental health and psychosocial support response part of national COVID-19 response plan	No response	No response	No response	<div><div>83%</div></div>	<div><div>88%</div></div>
Funded?	No response	No response	No response		
Mental health and psychosocial support response part of national COVID-19 recovery plan?	No response	No response	No response	<div><div>74%</div></div>	<div><div>73%</div></div>
Funded?	Not included in round 2	Not included in round 3	No response		

Following activities have been implemented as part of the current mental health and psychosocial support (MHPSS) response plan for COVID-19

				% of countries responding yes	
Orient responders to mental health and psychosocial aspects of COVID-19	×	×	No response	<div><div>87%</div></div>	<div><div>83%</div></div>
Ensure inter-sectoral referral pathways are established and contextualized to the situation of limited physical distancing	×	✓	No response	<div><div>61%</div></div>	<div><div>55%</div></div>
Distribute timely and accessible information on general and MHPSS services, coping strategies and updates	×	×	No response	<div><div>70%</div></div>	<div><div>77%</div></div>
Provide MHPSS to people in COVID treatment centers, isolation and quarantine	✓	✓	No response	<div><div>83%</div></div>	<div><div>76%</div></div>
Protect the mental health and well-being of all responders ensuring that they can access mental health and psychosocial care.	✓	✓	No response	<div><div>91%</div></div>	<div><div>81%</div></div>
Provide care and address the basic needs and mental health care needs of people with existing MNS conditions induced or exacerbated by COVID-19	×	✓	No response	<div><div>65%</div></div>	<div><div>65%</div></div>
Address the specific mental health and neurological needs of older adults, people with disabilities and other vulnerable persons	×	×	No response	<div><div>43%</div></div>	<div><div>48%</div></div>
Targeted Risk communication strategies/campaigns to address social stigma	×	×	No response	<div><div>70%</div></div>	<div><div>61%</div></div>
Establish opportunities for the bereaved to mourn even from a distance.	×	×	No response	<div><div>48%</div></div>	<div><div>40%</div></div>
Integrate response activities into existing services	No response	✓	No response	<div><div>78%</div></div>	<div><div>73%</div></div>
Ensure that risk of infection for people with mental neurological and substance use disorders in mental health hospitals and long-term care facilities are minimized	×	✓	No response	<div><div>65%</div></div>	<div><div>56%</div></div>
Integrate mental health and psychosocial support preparedness in national emergency response plans	Not included in round 2	Not included in round 3	No response	<div><div>78%</div></div>	<div><div>63%</div></div>
Review of national mental health policies or plans to include preparedness and response to public health emergencies	Not included in round 2	Not included in round 3	No response	<div><div>61%</div></div>	<div><div>54%</div></div>

In-depth profile: Mental, neurological, and substance use disorders (continued)

	Round 2 (Jan-March 2021)	Round 3 (Nov-Dec 2021)	Round 4 (Nov 2022-Jan 2023)	Regional comparison (Round 4) <div>% of countries responding yes</div>	Global comparison (Round 4)
Have a functioning multisectoral mental health and psychosocial coordination platform	✓	×	✓	41%	54%
Following Ministries and bodies are part of the coordination platform					
Ministry of Health	✓	No response	✓	100%	100%
Ministry of Social/Family Affairs	×	No response	×	77%	82%
Ministry of Education	×	No response	✓	85%	82%
Ministry of Labour	×	No response	×	15%	38%
Ministry of Finance	×	No response	×	15%	28%
Ministry of Foreign Affairs	×	No response	×	23%	18%
United Nations Agencies	×	No response	×	54%	57%
Governmental entity responsible for substance use	×	No response	✓	38%	55%
Non-governmental Organizations	×	No response	✓	92%	86%
Service users’ representatives	×	No response	✓	46%	41%
National professional associations/societies	×	No response	×	54%	67%
National disaster management authority	×	No response	×	23%	42%
COVID-19 response plan includes provisions for services and supports for people with post-COVID condition, especially mental and neurological sequelae of post-COVID condition	No response	No response	Yes and 100 % funded		
COVID-19 recovery plan includes provisions for services and supports for people with post-COVID condition, especially mental and neurological sequelae of post-COVID condition	No response	No response	Yes and 100 % funded		
	Round 2 (Jan-March 2021)	Round 3 (Nov-Dec 2021)	Round 4 (Nov 2022-Jan 2023)	Regional comparison (Round 4) <div>% of countries responding yes</div>	Global comparison (Round 4)
People with post COVID MNS conditions managed in the following settings:					
No services yet established	Not included in round 2	Not included in round 3	×	15%	4%
Specialist mental health facilities	Not included in round 2	Not included in round 3	✓	100%	82%
Specialist neurologist facilities	Not included in round 2	Not included in round 3	✓	36%	36%
Specialist internal medicine facilities	Not included in round 2	Not included in round 3	✓	36%	24%
Specialist infectious diseases facilities	Not included in round 2	Not included in round 3	×	18%	13%
General outpatient facilities	Not included in round 2	Not included in round 3	✓	82%	76%
Increase in service use/demand for post-COVID mental health assessments	Not included in round 2	Not included in round 3	Increase of 26-50%		
	Round 2 (Jan-March 2021)	Round 3 (Nov-Dec 2021)	Round 4 (Nov 2022-Jan 2023)	Regional comparison (Round 4) <div>% of countries responding yes</div>	Global comparison (Round 4)
Government policies/directives designating access to essential services for mental, neurological and substance use (MNS) disorders					
Mental health services at stand-alone psychiatric hospitals	No response	No response	No response	4%	2%
Specialized MNS services at general hospitals	No response	No response	No response	4%	1%
Specialized neurology services at health facilities	No response	No response	No response	4%	1%
Specialized services for substance use disorders at health facilities	No response	No response	No response	5%	3%
Community-based services for MNS disorders including in primary care facilities	No response	No response	No response	13%	5%
Surveillance					
Collecting or collating data on mental, neurological and substance use disorders or	Do not know	Yes, for people with acute COVID-19 infections and post-	No		

Key informants

Round 4 survey sections	Key informant	Key informant position	Key informant organisation
Continuity of essential health services module	Dr B.S. Caussy	Director, Health Services	Ministry of Health and Wellness
Sexual, reproductive, maternal, newborn, child and adolescent health			
Nutrition	Mrs Kavita Mungur	Ag.Chief Nutritionist	Ministry of Health and Wellness
Immunization	Duljeet Koolash	Principal Public Health Nursing Officer	Ministry of Health and Wellness
Human immunodeficiency virus and hepatitis	Bibi Kaushur Didarally Khodabocus	Dermatologist/STI coordinator	Ministry of Health and Wellness
Tuberculosis	Reesaul Ramprakash	consultant in charge	Ministry of Health and Wellness
Malaria	Dr A. Molabaccus	ag. regional public health supeintendent	ministry of health and wellness (CDCU)
Neglected tropical diseases	Dr Didarally Khodabocus B. K.	Dermatologist/STI coordinator	Ministry of Health and Wellness
Noncommunicable diseases	Dr Prithviraj Ramputty	Director Health Services MOHW	MOHW
Mental health, neurology and substance use disorders	Dr Poonam KANGLOO	Senior Psychiatry / Addictions	Ministry of Health and Wellness
Care for older people	Dr Shiv Seegobin	Specialist Geriatrics	Ministry of Health and Wellness
Future acute respiratory pandemic preparedness	Reesaul Ramprakash	consultant in charge	Ministry of Health and