

# Round 4 tracking continuity of essential health services during the COVID-19 pandemic for: **Gambia**

## Table of contents

	Page Number
Overview and background	1
Summary	2
Disruptions across service delivery settings and platforms	2
Disruptions to tracer services	3
Service backlog trends	5
Supply chain disruptions	5
Intentional modifications to service delivery and essential public health functions	5
Mitigation strategies and recovery measures	6
Policies, planning and investments	7
Delivery of essential COVID-19 tools	10
Priority needs and technical assistance requirements from WHO	10
In-depth profile: Sexual, reproductive, maternal, newborn, child, and adolescent health	11
In-depth profile: Nutrition services	14
In-depth profile: Care for older people	14
In-depth profile: Immunization	15
In-depth profile: Neglected tropical diseases	16
In-depth profile: Noncommunicable diseases	18
In-depth profile: Mental, neurological, and substance use disorders	19
Key informant details	21

## Overview

This profile presents findings from the WHO pulse survey on continuity of essential health services during the COVID-19 pandemic.

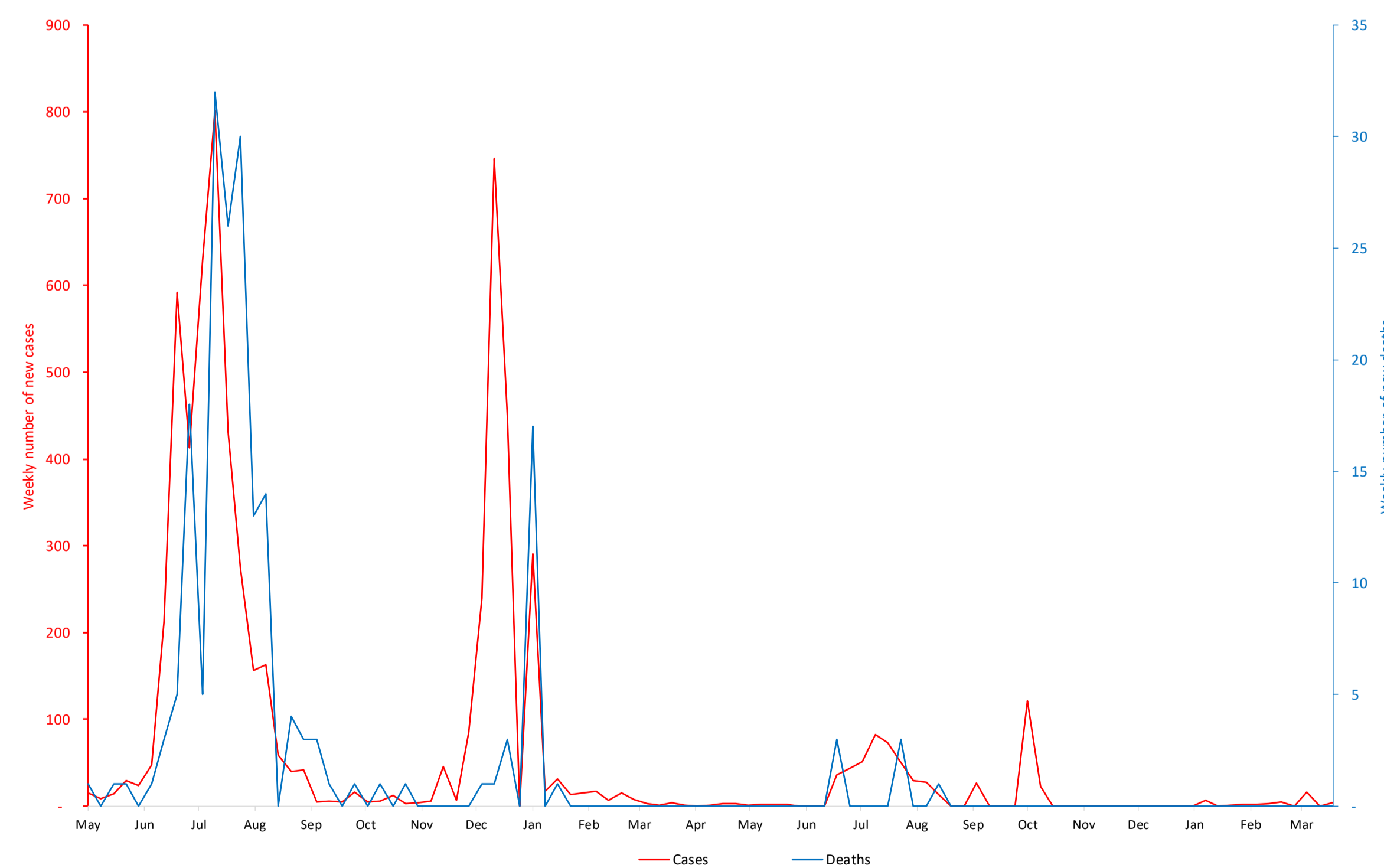
## Background

Region	Population	Income Group	GDP (USD per capita)	Life Expectancy (years)	Population 60 and over (%)
AFR	2,416,668	Low income	\$772.2	65.5	3.9%

## Survey participation

Round 1 surveys		Submission Date	Round 3 survey sections		Submission Date	Round 4 survey sections		Submission Date
Essential Health Services	Did not participate	22-Dec-21	Cross-cutting continuity of essential health services module		22-Dec-21	Essential Health Services	Did not participate	22-Dec-21
Noncommunicable diseases	4-May-20	14-Dec-21	Sexual, reproductive, maternal, newborn, child and adolescent health		14-Dec-21	Sexual, reproductive, maternal, newborn, child and adolescent health	Did not participate	14-Dec-21
Mental, neurological, and substance use disorders	Did not participate	29-Nov-21	Nutrition		29-Nov-21	Nutrition	Did not participate	22-Jan-23
<b>Round 2 survey sections</b>			Immunization		24-Dec-21	Immunization	Did not participate	24-Dec-21
Cross-cutting continuity of essential health services module	15-Mar-21	14-Dec-21	Human immunodeficiency virus and hepatitis		14-Dec-21	Human immunodeficiency virus and hepatitis	Did not participate	22-Jan-23
Reproductive, maternal, newborn, child and adolescent health and nutrition	12-Mar-21	18-Nov-21	Tuberculosis		18-Nov-21	Tuberculosis	Did not participate	24-Jan-23
Immunization	Did not participate	15-Dec-21	Malaria		15-Dec-21	Malaria	Did not participate	15-Dec-21
Human immunodeficiency virus and hepatitis	13-Mar-21	19-Nov-21	Neglected tropical diseases		19-Nov-21	Neglected tropical diseases	Did not participate	19-Nov-21
Tuberculosis	Did not participate	Did not participate	Mental health, neurology and substance use disorders		Did not participate	Mental health, neurology and substance use disorders	Did not participate	26-Jan-23
Malaria	Did not participate	21-Dec-21	Care for older people		21-Dec-21	Care for older people	Did not participate	31-Jan-23
Neglected tropical diseases	Did not participate					Noncommunicable diseases	Did not participate	
Noncommunicable diseases	10-Mar-21					Future acute respiratory pandemic preparedness	Did not participate	
Mental, neurological, and substance use disorders	19-Mar-21							

## Weekly number of new COVID-19 cases and deaths



	Cases	Deaths
Peak	<b>801</b>	<b>32</b>
Peak date	<b>01-08-21</b>	<b>01-08-21</b>
Latest	<b>4</b>	<b>0</b>
Proportion	<b>0%</b>	<b>0%</b>

## Summary of disruptions

### Gambia

	Round 1 (May-Sept 2020)	Round 2 (Jan-March 2021)	Round 3 (Nov-Dec 2021)	Round 4 (Nov 2022-Jan 2023)	Trend over four rounds	Regional comparison (Round 4)	Global comparison (Round 4)
Percentage of essential health services disrupted	100%	45%	39%	89%		26%	23%
Number of essential health services disrupted	6 out of 6 services	14 out of 31 services	12 out of 31 services	17 out of 19 services			

Denominator excludes services that were not reported on and services for which Not applicable and Do not know responses were submitted

Level of service disruption by service group	Round 1 (May-Sept 2020)	Round 2 (Jan-March 2021)	Round 3 (Nov-Dec 2021)	Round 4 (Nov 2022-Jan 2023)
Primary care	Not applicable	Some services disrupted	Not applicable	Not applicable
Emergency, critical, and operative care	Not applicable	Some services disrupted	Not applicable	Not applicable
Rehabilitative and palliative services	Not applicable	All services disrupted	Not applicable	Not applicable
Community care	Not included in round 1	Not included in round 2	Not applicable	Not applicable
Hospital inpatient services	Not included in round 1	Not included in round 2	Not applicable	Not applicable
Appointments with specialists	Not included in round 1	Not included in round 2	Not applicable	Not applicable
Sexual, reproductive, maternal, newborn, child and adolescent health	Not applicable	No services disrupted	No services disrupted	Not applicable
Nutrition	Not applicable	No services disrupted	All services disrupted	All services disrupted
Immunization	Not applicable	Not applicable	All services disrupted	Not applicable
Communicable disease	Not applicable	No services disrupted	Some services disrupted	Some services disrupted
Neglected tropical diseases	Not applicable	Not applicable	All services disrupted	Not applicable
Mental, neurological, and substance use (MNS) disorders	Not applicable	All services disrupted	Not applicable	All services disrupted
Noncommunicable diseases	All services disrupted	Some services disrupted	Not included in round 3	All services disrupted
Care for older people	Not included in round 1	Not included in round 2	Not applicable	Not applicable

## Disruptions across service delivery settings and platforms

	Round 1 (May-Sept 2020)	Round 2 (Jan-March 2021)	Round 3 (Nov-Dec 2021)	Round 4 (Nov 2022-Jan 2023)	Regional comparison (Round 4)	Global comparison (Round 4)
<b>Primary care</b>	Not included in round 1	Some services disrupted	Not applicable	Not applicable		
Routine scheduled visits	Not included in round 1	5-25%	Do not know	No response	29%	23%
Visits for undifferentiated symptoms	Not included in round 1	Less than 5% (including 0%)	Do not know	No response	20%	20%
Prescription renewals for chronic medications	Not included in round 1	5-25%	Do not know	No response	23%	20%
<b>Emergency, critical and operative care</b>	Not applicable	Some services disrupted	Not applicable	Not applicable		
Ambulance services at the scene	Not included in round 1	5-25%	Do not know	No response	19%	13%
24-hour emergency unit services	No response	Less than 5% (including 0%)	Do not know	No response	23%	16%
Elective surgeries	Not included in round 1	More than 50%	Do not know	No response	19%	24%
Emergency surgeries	No response	Do not know	Do not know	No response	16%	15%
<b>Rehabilitative, palliative and long-term care</b>	Not applicable	All services disrupted	Not applicable	Not applicable		
Rehabilitation services	No response	5-25%	Do not know	No response	19%	24%
Palliative services	No response	5-25%	Do not know	No response	21%	21%



**Disruptions across service delivery settings and platforms (continued)**

	Round 1 (May-Sept 2020)	Round 2 (Jan-March 2021)	Round 3 (Nov-Dec 2021)	Round 4 (Nov 2022-Jan 2023)	Regional comparison (Round 4)	Global comparison (Round 4)
<b>Community care</b>	Not included in round 1	Not included in round 2	Not applicable	Not applicable		
Outreach services	Not included in round 1	Not included in round 2	Do not know	No response	29%	22%
Health post and home visits by community health workers	Not included in round 1	Not included in round 2	Do not know	No response	20%	20%
<b>Other</b>	Round 1 (May-Sept 2020)	Round 2 (Jan-March 2021)	Round 3 (Nov-Dec 2021)	Round 4 (Nov 2022-Jan 2023)	Regional comparison (Round 4)	Global comparison (Round 4)
Hospital inpatient services	Not included in round 1	Not included in round 2	Do not know	No response	18%	18%
Appointments with specialists	Not included in round 1	Not included in round 2	Do not know	No response	32%	28%
Traditional and/or complementary medicine	Not included in round 1	Not included in round 2	Not included in round 3	No response	16%	15%
<b>Disruptions to tracer services</b>	Round 1 (May-Sept 2020)	Round 2 (Jan-March 2021)	Round 3 (Nov-Dec 2021)	Round 4 (Nov 2022-Jan 2023)		
<b>Sexual, reproductive, maternal, newborn, child and adolescent health</b>	Not applicable	No services disrupted	No services disrupted	Not applicable		
Family planning and contraception	No response	Less than 5% (including 0%)	Less than 5% (including 0%)	No response	30%	25%
Safe abortion	Not included in round 1	Not included in round 2	Less than 5% (including 0%)	No response	16%	15%
Post-abortion care services	Not included in round 1	Not included in round 2	Less than 5% (including 0%)	No response	28%	24%
Fertility care/infertility services	Not included in round 1	Not included in round 2	Less than 5% (including 0%)	No response	22%	23%
Identification and care for intimate partner violence	Not included in round 1	Not included in round 2	Less than 5% (including 0%)	No response	33%	20%
Response to sexual violence (post-rape care)	Not included in round 1	Not included in round 2	Less than 5% (including 0%)	No response	23%	13%
Antenatal care	No response	Less than 5% (including 0%)	Less than 5% (including 0%)	No response	31%	23%
Facility-based births	No response	Less than 5% (including 0%)	Less than 5% (including 0%)	No response	24%	18%
Postnatal care for women and newborns	Not included in round 1	Less than 5% (including 0%)	Less than 5% (including 0%)	No response	31%	21%
Neonatal intensive care unit (NICU) services	Not included in round 1	Not included in round 2	Less than 5% (including 0%)	No response	24%	14%
Sick child services	No response	Less than 5% (including 0%)	Less than 5% (including 0%)	No response	31%	21%
Well-child visits	Not included in round 1	Not included in round 2	Less than 5% (including 0%)	No response	30%	24%
Adolescent and youth friendly services	Not included in round 1	Not included in round 2	Less than 5% (including 0%)	No response	32%	26%
<b>Nutrition</b>	Not applicable	No services disrupted	All services disrupted	All services disrupted		
Counselling on infant and young-child feeding	Not included in round 1	Not included in round 2	26-50%	26-50%	45%	31%
Screening for and/or management of moderate and severe wasting	No response	Less than 5% (including 0%)	26-50%	26-50%	44%	28%
Distribution of high-dose vitamin A supplementation	Not included in round 1	Not included in round 2	26-50%	26-50%	39%	29%
Growth monitoring and promotion	Not included in round 1	Not included in round 2	Not included in round 3	26-50%	53%	34%
<b>Care for older people</b>	Not applicable	Not applicable	Not applicable	Not applicable		
Health and social care services in long-term care facilities	Not included in round 1	Not included in round 2	Do not know	No response	31%	22%
Health and social care services in the community	Not included in round 1	Not included in round 2	Do not know	No response	43%	36%
Provision of integrated health and social care services	Not included in round 1	Not included in round 2	Do not know	No response	42%	31%
Screening and assessment of physical and mental capacities	Not included in round 1	Not included in round 2	Do not know	No response	43%	37%
<b>Immunization</b>	Not applicable	Not applicable	All services disrupted	Not applicable		
Routine facility-based immunization services	No response	No response	5-25%	No response	29%	28%
Routine outreach immunization services	No response	No response	5-25%	No response	50%	35%



**Disruptions to tracer services (continued)**

**Communicable diseases**

	Round 1 (May-Sept 2020)	Round 2 (Jan-March 2021)	Round 3 (May-Oct 2021)	Round 4 (Nov 2022-Jan 2023)	Regional comparison (Round 4)	Global comparison (Round 4)
	Not applicable	No services disrupted	Some services disrupted	Some services disrupted		
HIV prevention services	No response	Do not know	Less than 5% (including 0%)	Do not know	29%	24%
HIV testing services	No response	Do not know	Less than 5% (including 0%)	Do not know	22%	27%
Continuation of established ARV treatment	No response	Less than 5% (including 0%)	Less than 5% (including 0%)	Do not know	16%	8%
Initiation of new ARV treatment	No response	Less than 5% (including 0%)	Less than 5% (including 0%)	Do not know	19%	12%
Hepatitis B and C diagnosis and treatment	No response	Do not know	Do not know	Not included in Round 4	NA	NA
Hepatitis B diagnosis and treatment	Not included in round 1	Not included in round 2	Not included in round 3	Less than 5% (including 0%)	12%	19%
Hepatitis C diagnosis and cure	Not included in round 1	Not included in round 2	Not included in round 3	Less than 5% (including 0%)	14%	18%
STI treatment services	Not included in round 1	Not included in round 2	Not included in round 3	Do not know	21%	22%
Testing of pregnant women for syphilis	Not included in round 1	Not included in round 2	Not included in round 3	Do not know	19%	14%
TB case detection and treatment	No response	No response	5-25%	5-25%	37%	37%
Malaria diagnosis and treatment	No response	No response	5-25%	No response	17%	22%
Malaria tests performed by health worker	Not included in round 1	Not included in round 2	Not included in round 3	No response	14%	22%
Campaigns for distribution of insecticide treated nets (ITN)	No response	No response	Not applicable	No response	21%	33%
Malaria prevention campaigns: indoor residual spraying (IRS)	No response	No response	Less than 5% (including 0%)	No response	5%	20%
Malaria prevention campaigns: seasonal malaria chemoprevention (SMC)	No response	No response	5-25%	No response	0%	0%
Malaria surveillance	Not included in round 1	Not included in round 2	Less than 5% (including 0%)	No response	7%	13%

**Neglected tropical diseases**

	Round 1 (May-Sept 2020)	Round 2 (Jan-March 2021)	Round 3 (May-Oct 2021)	Round 4 (Nov 2022-Jan 2023)	Regional comparison (Round 4)	Global comparison (Round 4)
	Not applicable	Not applicable	All services disrupted	Not applicable		
Diagnosis, treatment and care for NTDs	Not included in round 1	No response	More than 50%	No response	29%	28%
Large scale preventive chemotherapy campaigns for NTDs	Not included in round 1	No response	More than 50%	No response	29%	35%
Community awareness and health education campaigns for NTDs	Not included in round 1	No response	More than 50%	No response	26%	33%
Support for self-care, rehabilitation and psychosocial services for patients with chronic NTDs	Not included in round 1	No response	Not applicable	No response	18%	21%
Prescriptions for NTD medicines	Not included in round 1	No response	26-50%	No response	26%	18%
Surgical procedures for NTDs	Not included in round 1	No response	Not applicable	No response	21%	19%

**Noncommunicable diseases**

	Round 1 (May-Sept 2020)	Round 2 (Jan-March 2021)	Round 3 (May-Oct 2021)	Round 4 (Nov 2022-Jan 2023)	Regional comparison (Round 4)	Global comparison (Round 4)
	All services disrupted	Some services disrupted	Not applicable	All services disrupted		
Hypertension management	5-50%	5-25%	Not included in round 3	5-25%	31%	30%
Cardiovascular emergencies	5-50%	Less than 5% (including 0%)	Not included in round 3	5-25%	30%	21%
Diabetes and Diabetic Complications Management	5-50%	Less than 5% (including 0%)	Not included in round 3	5-25%	31%	26%
Cancer screening	Not included in round 1	Less than 5% (including 0%)	Do not know	5-25%	33%	32%
Cancer treatment	5-50%	Less than 5% (including 0%)	Do not know	5-25%	30%	24%
Asthma services	5-50%	Less than 5% (including 0%)	Not included in round 3	5-25%	34%	25%
Urgent dental care	5-50%	Less than 5% (including 0%)	Not included in round 3	5-25%	40%	26%

**Mental, neurological, and substance use (MNS) disorders**

	Round 1 (May-Sept 2020)	Round 2 (Jan-March 2021)	Round 3 (May-Oct 2021)	Round 4 (Nov 2022-Jan 2023)	Regional comparison (Round 4)	Global comparison (Round 4)
	Not applicable	All services disrupted	Not applicable	All services disrupted		
Management of emergency of MNS manifestations	No response	26-50%	No response	26-50%	17%	9%
Psychotherapy/counselling/psychosocial interventions for MNS disorders	No response	5-25%	No response	More than 50%	13%	14%
Availability of psychotropic medicines for management of MNS disorders	No response	5-25%	No response	More than 50%	18%	17%
Services for children and adolescents with mental health conditions or disabilities	No response	26-50%	No response	Not applicable	0%	12%
Services for older adults with mental health conditions or disabilities, including dementia	No response	5-25%	No response	5-25%	5%	13%
Neuroimaging and neurophysiology	Not included in round 1	Not applicable	No response	Not applicable	0%	9%
School mental health programme	No response	26-50%	No response	5-25%	16%	15%
Inclusive schooling for children with special needs	Not included in round 1	Not included in round 2	No response	Do not know	6%	8%
Suicide prevention programme	No response	Do not know	No response	Not applicable	6%	13%
Substance use prevention and management programs	No response	Not applicable	No response	Do not know	8%	11%
Alcohol prevention and management programs	No response	Not included in round 2	No response	Do not know	11%	13%
Critical harm reduction services	No response	26-50%	No response	Not applicable	0%	9%



### Service backlog trends:

	Round 1 (May-Sept 2020)	Round 2 (Jan-March 2021)	Round 3 (Nov-Dec 2021)	Round 4 (Nov 2022-Jan 2023)	Regional comparison (Round 4)	Global comparison (Round 4)
Elective surgeries and procedures	Not included in round 1	Increased	Increased	No response	60%	47%
Appointments with specialists (outpatient)	Not included in round 1	Not included in round 2	Increased	No response	60%	50%
Screening, diagnosis and treatment of cancers	Not included in round 1	Not included in round 2	Do not know	No response	57%	48%
Screening, diagnosis and treatment of NCDs	Not included in round 1	Not included in round 2	Increased	No response	68%	62%
Rehabilitation services	Not included in round 1	Not included in round 2	Do not know	No response	55%	52%

% of countries with increased backlogs

### Supply chain disruptions:

	Round 1 (May-Sept 2020)	Round 2 (Jan-March 2021)	Round 3 (Nov-Dec 2021)	Round 4 (Nov 2022-Jan 2023)	Regional comparison (Round 4)	Global comparison (Round 4)
Vaccines	Not included in round 1	No	Yes	No response	34%	24%
Medicines (excluding oxygen)	Not included in round 1	Not included in round 2	Not included in round 3	No response	70%	57%
Medical oxygen	Not included in round 1	Not included in round 2	Not included in round 3	No response	64%	77%
Laboratory supplies	Not included in round 1	Not included in round 2	Not included in round 3	No response	45%	48%
Medical supplies	Not included in round 1	Not included in round 2	Not included in round 3	No response	70%	75%
Medical imaging accessories	Not included in round 1	Not included in round 2	Not included in round 3	No response	82%	82%
Personal protective equipment	Not included in round 1	Not included in round 2	Not included in round 3	No response	45%	44%
Disinfectant and hygiene supplies	Not included in round 1	Not included in round 2	Not included in round 3	No response	27%	27%
	Not included in round 1	Not included in round 2	Not included in round 3	No response	36%	29%

% of countries with disruption to in-country supply chain system

### Intentional modifications to service delivery and essential public health functions

#### Strategic changes to service delivery platform access

	Round 1 (May-Sept 2020)	Round 2 (Jan-March 2021)	Round 3 (Nov-Dec 2021)	Round 4 (Nov 2022-Jan 2023)	Regional comparison (Round 4)	Global comparison (Round 4)
Primary care services	Not included in round 1	Not included in round 2	Limited	No response	11%	7%
Outpatient services	No response	Functioning as normal	Limited	No response	16%	11%
Inpatient services	No response	Functioning as normal	Limited	No response	14%	10%
Emergency unit services	No response	Functioning as normal	Limited	No response	5%	4%
Prehospital emergency care services	No response	Functioning as normal	Limited	No response	22%	11%
Community-based care	No response	Functioning as normal	Limited	No response	22%	16%
Mobile clinics	No response	Functioning as normal	Limited	No response	24%	20%

■ Suspended ■ Limited

% of countries

#### Strategic changes to essential public health functions and activities

	Round 1 (May-Sept 2020)	Round 2 (Jan-March 2021)	Round 3 (Nov-Dec 2021)	Round 4 (Nov 2022-Jan 2023)	Regional comparison (Round 4)	Global comparison (Round 4)
Population-based activities for health protection	Not included in round 1	Functioning as normal	Limited	No response	29%	15%
Health promotion population-based activities	Not included in round 1	Functioning as normal	Limited	No response	11%	11%
Disease prevention population-based activities	Not included in round 1	Functioning as normal	Limited	No response	17%	13%
Surveillance and response	Not included in round 1	Functioning as normal	Limited	No response	19%	10%
Emergency preparedness and response	Not included in round 1	Functioning as normal	Limited	No response	16%	12%
Communications and social mobilization activities for health	Not included in round 1	Functioning as normal	Limited	No response	20%	12%
Public health research	Not included in round 1	Functioning as normal	Limited	No response	31%	25%

■ Suspended ■ Limited

% of countries

#### Government staff responsible for EHS delivery have been reassigned/deployed to COVID-19 response

	Round 1 (May-Sept 2020)	Round 2 (Jan-March 2021)	Round 3 (Nov-Dec 2021)	Round 4 (Nov 2022-Jan 2023)	Regional comparison (Round 4)	Global comparison (Round 4)
Government staff responsible for EHS delivery have been reassigned/deployed to COVID-19 response	Not included in round 1	Not included in round 2	Not included in round 3	No response	97%	98%

% of countries who reassigned or deployed staff at any time

## Mitigation strategies and recovery measures

Service delivery modifications	Round 1 (May-Sept 2020)	Round 2 (Jan-March 2021)	Round 3 (Nov-Dec 2021)	Round 4 (Nov 2022-Jan 2023)	Regional comparison (Round 4)	Global comparison (Round 4)
% of countries using strategy (with or without integration)						
Expansion of facility hours	Not included in round 1	✓	×	No response	50%	52%
Provision of home-based care where appropriate	Not included in round 1	✓	✓	No response	71%	69%
Telemedicine deployment to replace in-person consults	Not included in round 1	×	×	No response	44%	66%
Use of self-care interventions where appropriate	Not included in round 1	✓	×	No response	74%	65%
Catch-up campaigns for missed appointments	Not included in round 1	✓	×	No response	71%	53%
Integration of several services into single visit	Not included in round 1	×	×	No response	44%	42%
Redirection of patients to alternate care sites/reorientation of referral pathways	No response	✓	×	No response	62%	58%
% of countries using strategy (with or without integration)						
<b>Health worker capacities and training</b>						
Redistribution of health worker tasks and optimization of roles	No response	✓	×	No response	65%	72%
Rapid training mechanisms and job aids for key capacities and newly distributed tasks and roles	Not included in round 1	Not included in round 2	✓	No response	76%	80%
Recruitment of additional staff	No response	✓	✓	No response	74%	71%
Provision of mental health care and psychosocial support to health workers	Not included in round 1	Not included in round 2	✓	No response	74%	63%
Establishment of pathways for accelerated training and early certification of medical, nursing and other key staff	Not included in round 1	Not included in round 2	×	No response	32%	40%
Paid sick leave, overtime pay, and/or hazard pay	Not included in round 1	Not included in round 2	×	No response	47%	55%
% of countries using strategy (with or without integration)						
<b>Access to medicines and health products</b>						
Novel approaches to renewing prescriptions and dispensing medications	Not included in round 1	Not included in round 2	×	No response	50%	56%
Adaption of supply chain logistics and management processes	No response	×	×	No response	65%	71%
Procurement of surge commodities (e.g. PPE, oxygen)	Not included in round 1	Not included in round 2	✓	No response	79%	75%
% of countries using strategy (with or without integration)						
<b>Community engagement and risk communication strategies</b>						
Community communications	No response	✓	✓	No response	88%	89%
Use of proactive governmental strategies to reach vulnerable groups	Not included in round 1	✓	✓	No response	44%	63%
Use of existing networks or organizations (e.g. NGOs) to reach vulnerable groups	Not included in round 1	✓	✓	No response	82%	77%
% of countries using strategy (with or without integration)						
<b>Health financing strategies</b>						
Removal of user fees or provision of subsidies for fees at point of use	No response	×	No response	No response	32%	41%
Provision of cash transfers for vulnerable populations to access care	Not included in round 1	Not included in round 2	No response	No response	38%	29%
Agreements with private health facilities to deliver essential health services supported through public funds	Not included in round 1	Not included in round 2	No response	No response	53%	48%
% of countries using strategy (with or without integration)						
<b>Systematic use of quality improvement approaches</b>						
Improving patient flow in health facilities	Not included in round 1	Not included in round 2	Not included in round 3	No response	62%	68%
Improving the quality of care in essential health services delivered to patients	Not included in round 1	Not included in round 2	Not included in round 3	No response	76%	64%
Providing training and supportive supervision of the workforce in quality improvement	Not included in round 1	Not included in round 2	Not included in round 3	No response	85%	75%
Application of improvement cycles to find solutions for priority issues and challenges in the delivery of clinical care	Not included in round 1	Not included in round 2	Not included in round 3	No response	47%	48%



## Policies, planning and investments

### Policies and plans

	Round 1 (May-Sept 2020)	Round 2 (Jan-March 2021)	Round 3 (Nov-Dec 2021)	Round 4 (Nov 2022-Jan 2023)	Regional comparison (Round 4)	Global comparison (Round 4)
Government has defined EHS to be maintained during COVID-19	No response	Yes	Do not know	No response	50%	59%
Country developed or revised a health system recovery plan to strengthen health service resilience and preparedness for future public health emergencies	Not included in round 1	Not included in round 2	Do not know	No response	39%	44%
Plan has been budgeted	Not included in round 1	Not included in round 2	Not included in round 3	No response	92%	92%
Implementation of plan has started	Not included in round 1	Not included in round 2	Not included in round 3	No response	83%	95%
Implementation hasn't started because:						
Focus is still currently on pandemic response	Not included in round 1	Not included in round 2	Not included in round 3	No response	Sample size too small to display.	Sample size too small to display
Focus is currently on socio-economic recovery	Not included in round 1	Not included in round 2	Not included in round 3	No response	Sample size too small to display	Sample size too small to display
Limited resources	Not included in round 1	Not included in round 2	Not included in round 3	No response	Sample size too small to display	Sample size too small to display
No designated authority/platform/mechanism to coordinate implementation	Not included in round 1	Not included in round 2	Not included in round 3	No response	Sample size too small to display	Sample size too small to display
A focused review was used to inform recovery plan	Not included in round 1	Not included in round 2	Not included in round 3	No response	82%	94%
Thematic areas that have been identified as central to ongoing recovery effort:						
Primary Care	Not included in round 1	Not included in round 2	Not included in round 3	No response	89%	89%
Emergency risk management including preparedness	Not included in round 1	Not included in round 2	Not included in round 3	No response	95%	84%
Other essential public health functions	Not included in round 1	Not included in round 2	Not included in round 3	No response	42%	62%
Continuity of essential health services across health programmes and conditions	Not included in round 1	Not included in round 2	Not included in round 3	No response	89%	83%
Whole of government / multisectoral engagement	Not included in round 1	Not included in round 2	Not included in round 3	No response	58%	57%
Community engagement	Not included in round 1	Not included in round 2	Not included in round 3	No response	92%	75%
Vulnerable and marginalized populations	Not included in round 1	Not included in round 2	Not included in round 3	No response	68%	65%
Quality of care	Not included in round 1	Not included in round 2	Not included in round 3	No response	76%	63%
None	Not included in round 1	Not included in round 2	Not included in round 3	No response	0%	2%

### Country made additional government funding and investments

	Round 1 (May-Sept 2020)	Round 2 (Jan-March 2021)	Round 3 (Nov-Dec 2021)	Round 4 (Nov 2022-Jan 2023)	Regional comparison (Round 4)	Global comparison (Round 4)
To maintain EHS during COVID-19	No response	✓	✓	No response	76%	83%
To cover reductions in loss of revenue	Not included in round 1	Not included in round 2	Not included in round 3	No response	28%	56%
For longer-term recovery and/or health service resilience and preparedness	Not included in round 1	Not included in round 2	✓	No response	58%	74%
Sub-areas where investments have been made						
New facility infrastructure	Not included in round 1	Not included in round 2	✓	No response	78%	81%
Digital health technologies and infrastructure	Not included in round 1	Not included in round 2	×	No response	67%	87%
Health workforce capacity strengthening	Not included in round 1	Not included in round 2	✓	No response	100%	95%
Access to medicines, supplies and other health products	Not included in round 1	Not included in round 2	✓	No response	89%	86%
Health information systems	Not included in round 1	Not included in round 2	×	No response	83%	80%

% of countries responding yes

**Country received additional external funding to support health system recovery efforts from:**

	Round 1 (May-Sept 2020)	Round 2 (Jan-March 2021)	Round 3 (Nov-Dec 2021)	Round 4 (Nov 2022-Jan 2023)		
None	Not included in round 1	Not included in round 2	Not included in round 3	No response	0%	15%
WHO	Not included in round 1	Not included in round 2	Not included in round 3	No response	87%	78%
Other UN agencies and multilateral development banks	Not included in round 1	Not included in round 2	Not included in round 3	No response	87%	75%
Bilateral development partners	Not included in round 1	Not included in round 2	Not included in round 3	No response	87%	64%
International non-governmental organizations (not for profit)	Not included in round 1	Not included in round 2	Not included in round 3	No response	61%	58%
National non-governmental organizations (not for profit)	Not included in round 1	Not included in round 2	Not included in round 3	No response	37%	41%
International private organizations (for profit)	Not included in round 1	Not included in round 2	Not included in round 3	No response	32%	30%
National private organizations (for profit)	Not included in round 1	Not included in round 2	Not included in round 3	No response	26%	27%

There is a designated national authority with clear responsibility for coordinating health system recovery efforts within the health sector and/or across other sectors

	Round 1 (May-Sept 2020)	Round 2 (Jan-March 2021)	Round 3 (Nov-Dec 2021)	Round 4 (Nov 2022-Jan 2023)		
	Not included in round 1	Not included in round 2	Not included in round 3	No response	74%	78%

% of countries responding yes

**Information tracking**

	Round 1 (May-Sept 2020)	Round 2 (Jan-March 2021)	Round 3 (Nov-Dec 2021)	Round 4 (Nov 2022-Jan 2023)	Regional comparison (Round 4)	Global comparison (Round 4)
Regularly monitoring the continuity of EHS during COVID-19	Not included in round 1	Yes	Yes	No response	86%	88%
If yes, does it include monitoring mitigation or recovery strategies	Not included in round 1	Yes	Do not know	No response	86%	82%
If yes, does it include monitoring of the long-term effects of essential health service disruptions	Not included in round 1	Not included in round 2	Do not know	No response	81%	80%
If yes, does it include monitoring of barriers to accessing essential health services	Not included in round 1	Not included in round 2	Not included in round 3	No response	93%	85%
If yes, does it include monitoring of changes in care-seeking behaviour	Not included in round 1	Not included in round 2	Not included in round 3	No response	93%	83%
Focused review and documentation of the current situation and the impact of the pandemic in order to inform recovery planning	Not included in round 1	Not included in round 2	Not included in round 3	No response	79%	76%
Existence of team dedicated to tracking and addressing the infodemic and health misinformation during COVID-19	Not included in round 1	Yes, within Ministry of Health or equivalent	Yes, within Ministry of Health or equivalent	No response	95%	90%
Collecting or collating data on comorbidities in COVID-19 patients	Not included in round 1	Yes	Do not know	No response	97%	94%
Collecting or collating patient-level data on post-COVID-19 condition and its sequelae	Not included in round 1	Not included in round 2	Do not know	No response	52%	57%
Active, multi-source social listening mechanism in place to inform decision-making	Not included in round 1	Not included in round 2	Not included in round 3	No response	71%	63%
Produced one or more qualitative or quantitative analysis of health inequities during the COVID-19 pandemic	Not included in round 1	Not included in round 2	Do not know	No response	65%	66%

% of countries responding yes

**Capacities for potential COVID-19 surge**

	Round 1 (May-Sept 2020)	Round 2 (Jan-March 2021)	Round 3 (Nov-Dec 2021)	Round 4 (Nov 2022-Jan 2023)	Regional comparison (Round 4)	Global comparison (Round 4)
Current surge capacity assessed	Not included in round 1	Not included in round 2	Not included in round 3	No response	44%	42%

% of countries responding yes

**Priority health capacity strengthening areas for potential COVID-19 surge (top 3)**

	Round 1 (May-Sept 2020)	Round 2 (Jan-March 2021)	Round 3 (Nov-Dec 2021)	Round 4 (Nov 2022-Jan 2023)	Regional comparison (Round 4)	Global comparison (Round 4)
Multisectoral coordination, governance and financing	Not included in round 1	Not included in round 2	Not included in round 3	No response	55%	64%
Surveillance, laboratories and diagnostics	Not included in round 1	Not included in round 2	Not included in round 3	No response	74%	60%
Risk communication and community engagement	Not included in round 1	Not included in round 2	Not included in round 3	No response	61%	54%
Managing essential health services and systems	Not included in round 1	Not included in round 2	Not included in round 3	No response	18%	33%
Points of entry, international travel and transport, and mass gatherings	Not included in round 1	Not included in round 2	Not included in round 3	No response	42%	26%
Protection of health workforce	Not included in round 1	Not included in round 2	Not included in round 3	No response	24%	27%
Infection prevention and control	Not included in round 1	Not included in round 2	Not included in round 3	No response	21%	17%
Operational support, logistics and supply chains	Not included in round 1	Not included in round 2	Not included in round 3	No response	18%	17%
Research and development	Not included in round 1	Not included in round 2	Not included in round 3	No response	8%	14%
Case management and clinical operations	Not included in round 1	Not included in round 2	Not included in round 3	No response	24%	14%

% of countries responding yes



	Round 1 (May-Sept 2020)	Round 2 (Jan-March 2021)	Round 3 (Nov-Dec 2021)	Round 4 (Nov 2022-Jan 2023)	Regional comparison (Round 4)	Global comparison (Round 4)
<b>Capacities that were strengthened or institutionalized for the COVID-19 pandemic that have been leveraged in response for any other non-COVID-19 public health emergency or disaster</b>						
					% of countries responding yes	
Not applicable/no other public health emergencies or disasters	Not included in round 1	Not included in round 2	Not included in round 3	No response	8%	15%
Multisectoral coordination, governance and financing	Not included in round 1	Not included in round 2	Not included in round 3	No response	86%	76%
Risk communication, community engagement and infodemic management	Not included in round 1	Not included in round 2	Not included in round 3	No response	94%	83%
Surveillance, laboratories and diagnostics	Not included in round 1	Not included in round 2	Not included in round 3	No response	94%	90%
Points of entry, international travel and transport, and mass gatherings	Not included in round 1	Not included in round 2	Not included in round 3	No response	83%	72%
Protection of health workforce	Not included in round 1	Not included in round 2	Not included in round 3	No response	71%	69%
Case management, clinical operations	Not included in round 1	Not included in round 2	Not included in round 3	No response	77%	66%
Infection prevention and control	Not included in round 1	Not included in round 2	Not included in round 3	No response	89%	82%
Operational support, logistics and supply chains	Not included in round 1	Not included in round 2	Not included in round 3	No response	83%	78%
Managing essential health services and systems	Not included in round 1	Not included in round 2	Not included in round 3	No response	74%	71%
Research and development	Not included in round 1	Not included in round 2	Not included in round 3	No response	51%	47%
None	Not included in round 1	Not included in round 2	Not included in round 3	No response	0%	0%

**Future acute respiratory pandemic preparedness**

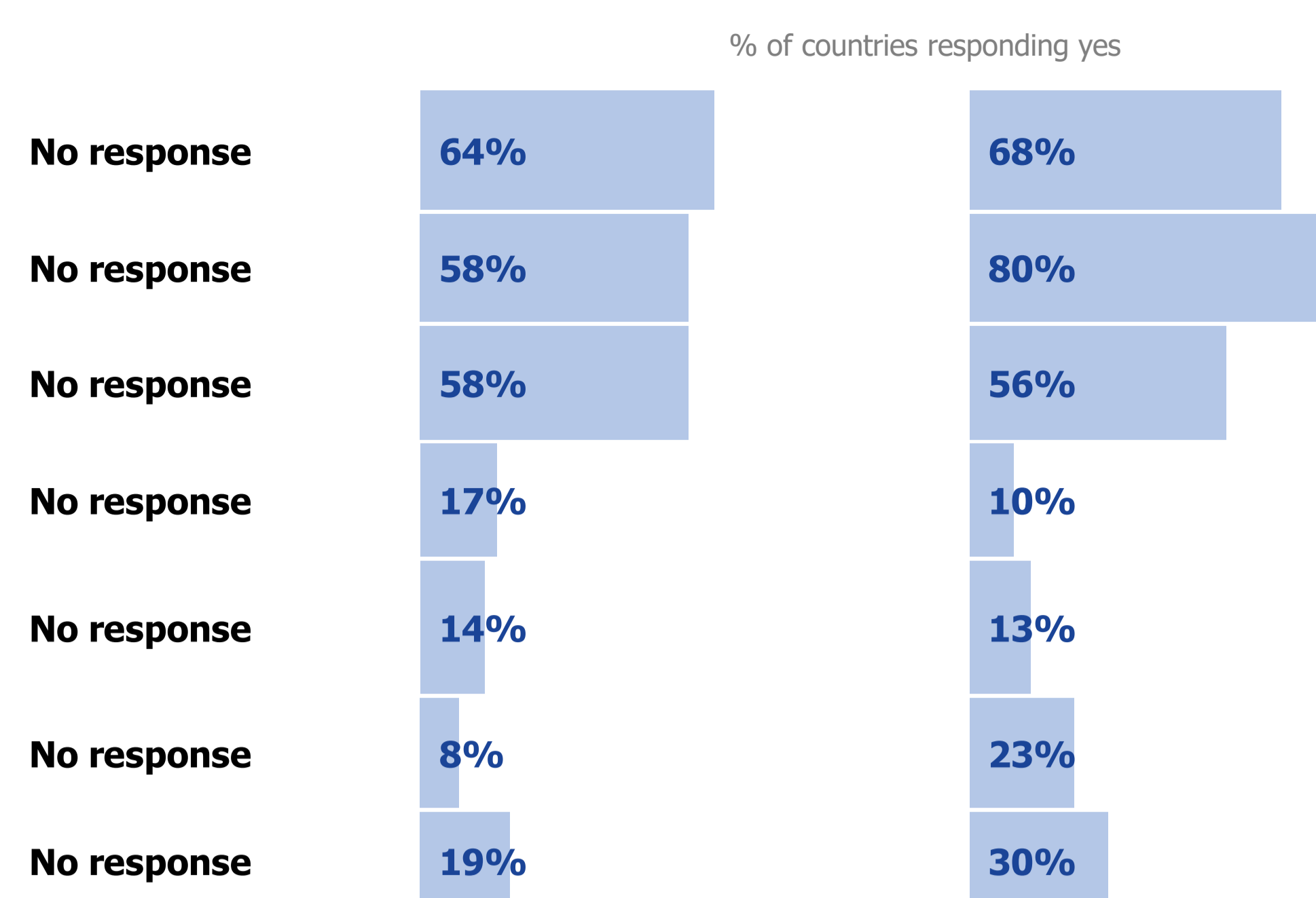
	Round 2 (Jan-March 2021)	Round 3 (Nov-Dec 2021)	Round 4 (Nov 2022-Jan 2023)	Regional comparison (Round 4)	Global comparison (Round 4)	
				% of countries responding yes		
There is a national multisectoral committee for future respiratory pathogen pandemic preparedness	Not included in round 2	Not included in round 3	No response	73%	74%	
Country has respiratory pathogen preparedness plan	Not included in round 2	Not included in round 3	No response	55%	68%	
<b>Top three priority health capacity strengthening areas</b>						
				% of countries responding yes		
Multisectoral coordination, governance and financing	Not included in round 2	Not included in round 3	No response	73%	66%	
Risk communication and community engagement	Not included in round 2	Not included in round 3	No response	34%	35%	
Surveillance, laboratories and diagnostics	Not included in round 2	Not included in round 3	No response	83%	73%	
Points of entry, international travel and transport, and mass gatherings	Not included in round 2	Not included in round 3	No response	32%	23%	
Protection of health workforce	Not included in round 2	Not included in round 3	No response	5%	17%	
Case management, clinical operations, and infection prevention and control	Not included in round 2	Not included in round 3	No response	32%	24%	
Operational support, logistics and supply chains	Not included in round 2	Not included in round 3	No response	15%	15%	
Managing essential health services and systems	Not included in round 2	Not included in round 3	No response	5%	17%	
Planning for pandemic product deployment (vaccines, therapeutics and other devices)	Not included in round 2	Not included in round 3	No response	5%	4%	
Research and development	Not included in round 2	Not included in round 3	No response	15%	14%	
<b>The following ministries/agencies are engaged in future respiratory pathogen pandemic preparedness</b>						
				% of countries responding yes		
National legislative body, office of head of state	Not included in round 2	Not included in round 3	No response	71%	66%	
Finance	Not included in round 2	Not included in round 3	No response	83%	68%	
Disaster risk management	Not included in round 2	Not included in round 3	No response	85%	77%	
Home affairs, interior affairs	Not included in round 2	Not included in round 3	No response	63%	59%	
Commerce, trade	Not included in round 2	Not included in round 3	No response	46%	39%	
Defense, security forces	Not included in round 2	Not included in round 3	No response	78%	68%	
Labour, social welfare	Not included in round 2	Not included in round 3	No response	49%	45%	
Public works and services	Not included in round 2	Not included in round 3	No response	39%	39%	
Information and communication	Not included in round 2	Not included in round 3	No response	90%	71%	
Education	Not included in round 2	Not included in round 3	No response	76%	61%	

**Delivery of essential COVID-19 tools**

COVID-19 diagnostic and testing	Round 1 (May-Sept 2020)	Round 2 (Jan-March 2021)	Round 3 (Nov-Dec 2021)	Round 4 (Nov 2022-Jan 2023)	Regional comparison (Round 4)	Global comparison (Round 4)
---------------------------------	----------------------------	-----------------------------	---------------------------	--------------------------------	----------------------------------	--------------------------------

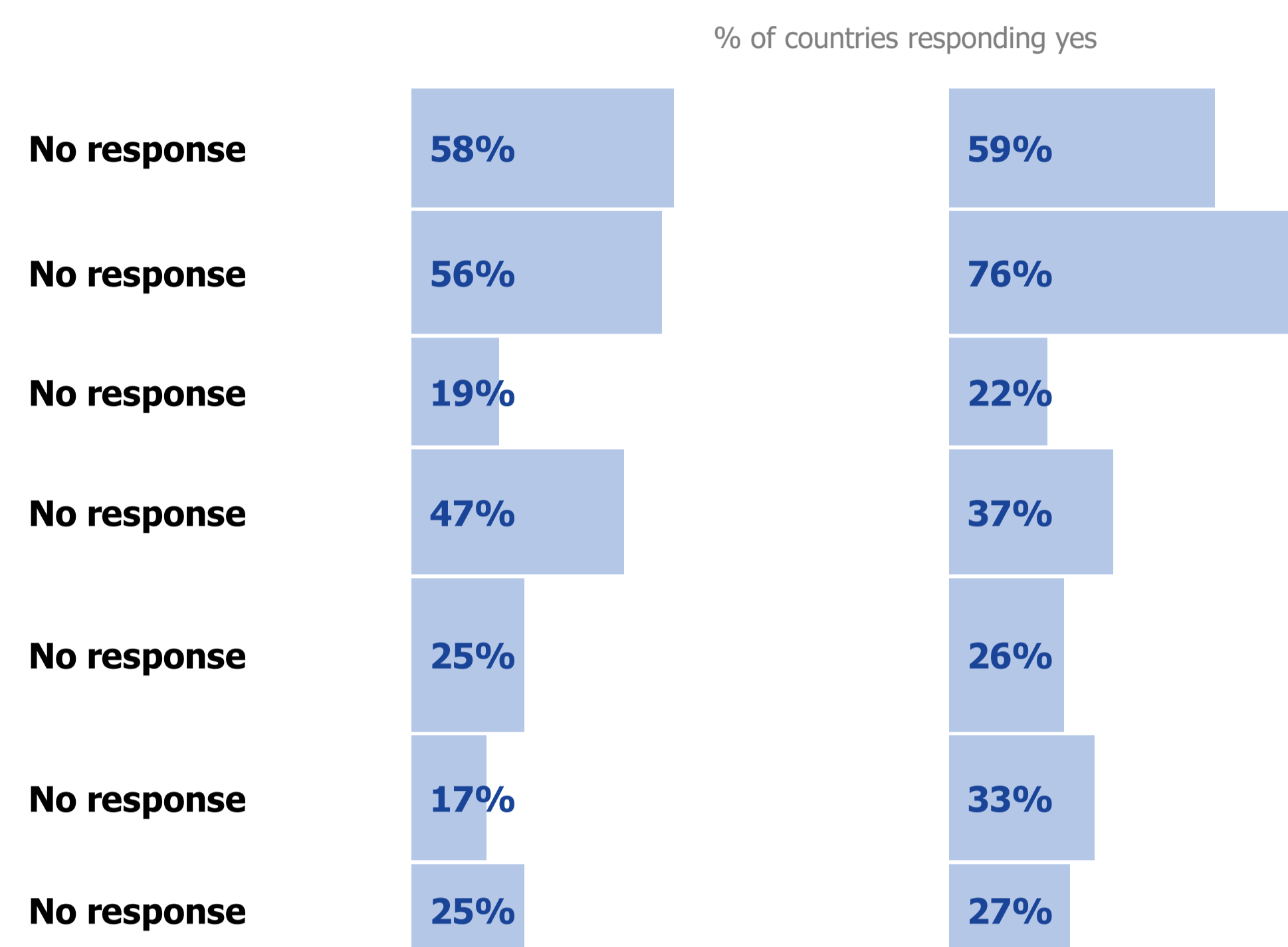
**Top three bottlenecks for potential scale up**

Lack of funding	Not included in round 1	Not included in round 2	✓
Health workforce challenges	Not included in round 1	Not included in round 2	-
Shortages in laboratory supplies and equipment	Not included in round 1	Not included in round 2	✓
Lack of distribution capacity	Not included in round 1	Not included in round 2	-
Lack of clear strategy, guidance or protocols	Not included in round 1	Not included in round 2	-
Lack of data/information	Not included in round 1	Not included in round 2	-
Demand-side challenges	Not included in round 1	Not included in round 2	✓



**Top three technical assistance or support interventions needed to address bottlenecks**

Financial planning support	Not included in round 1	Not included in round 2	✓
Health worker recruitment, retention and training	Not included in round 1	Not included in round 2	-
Operational guidance and protocols for supply chain management	Not included in round 1	Not included in round 2	-
Surge procurement of COVID-19 laboratory supplies and equipment	Not included in round 1	Not included in round 2	✓
Guidance on developing national policies, strategies, or plans for scale up	Not included in round 1	Not included in round 2	-
Rapid tools or guidance to assess and monitor gaps and health system absorption capacities	Not included in round 1	Not included in round 2	-
Risk communication and community engagement strategies	Not included in round 1	Not included in round 2	✓

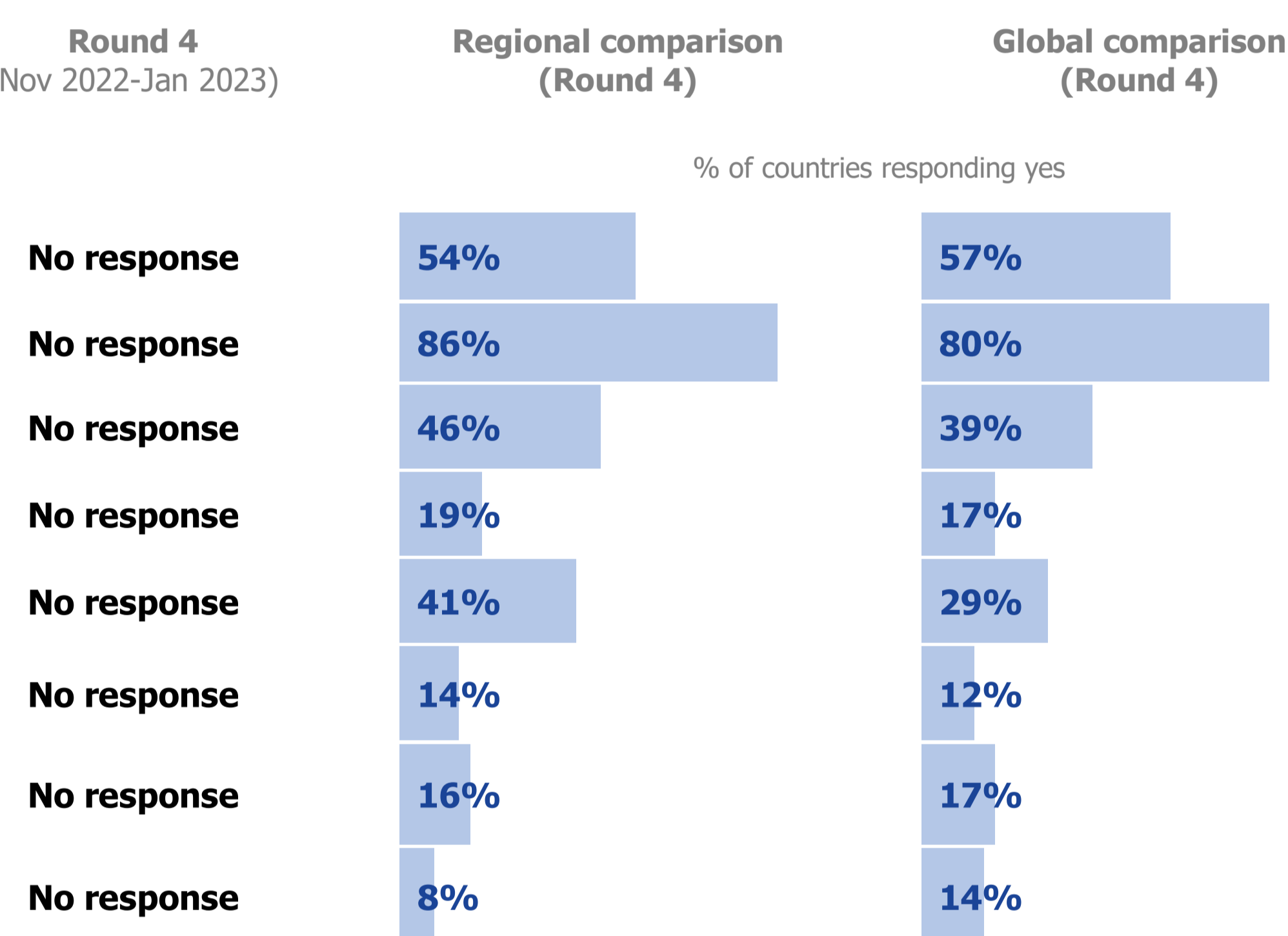


**COVID-19 case management**

Round 1 (May-Sept 2020)      Round 2 (Jan-March 2021)      Round 3 (Nov-Dec 2021)      Round 4 (Nov 2022-Jan 2023)

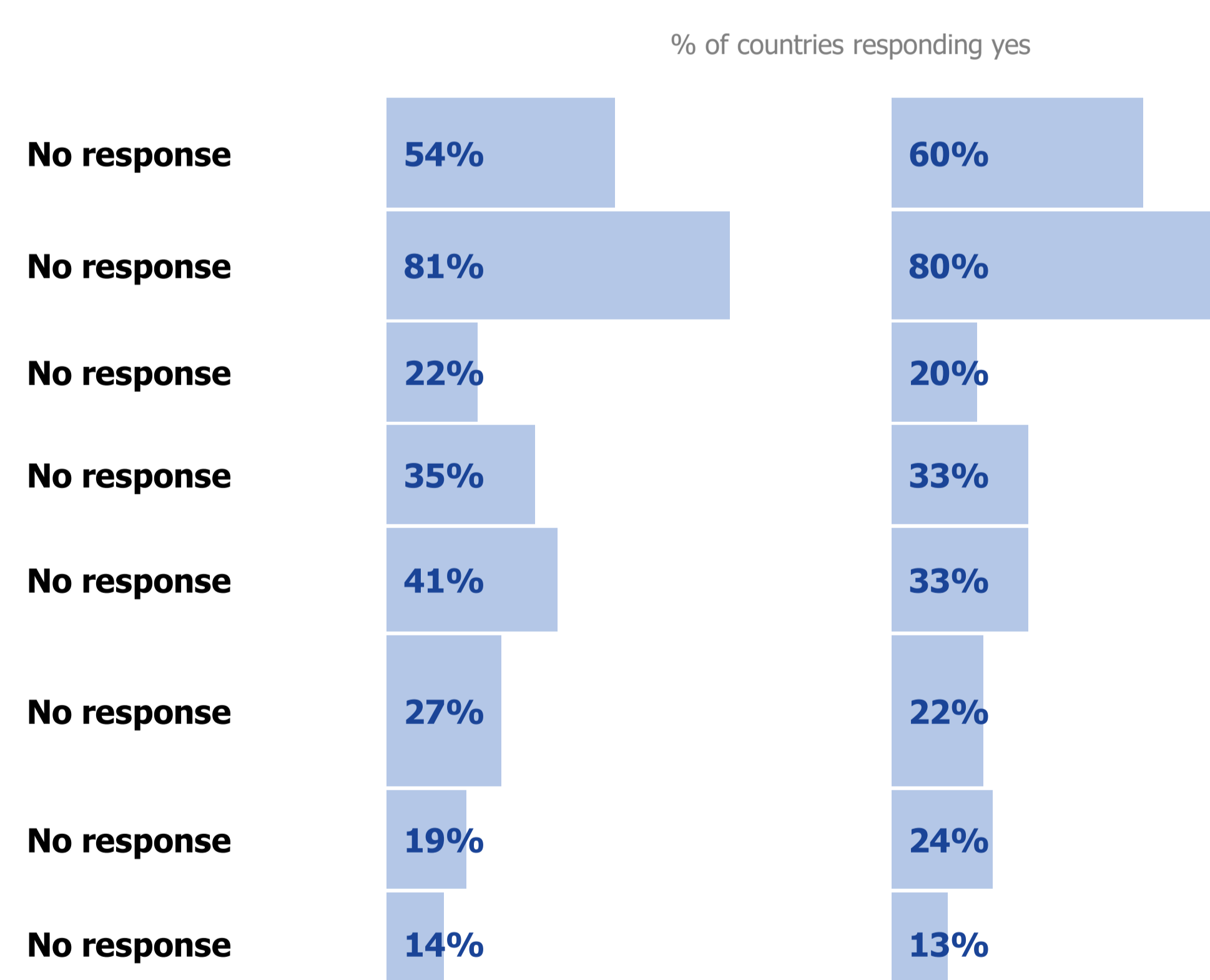
**Top three bottlenecks for potential scale up**

Lack of funding	Not included in round 1	Not included in round 2	✓
Health workforce challenges	Not included in round 1	Not included in round 2	-
Shortages in COVID-19 therapeutics and equipment	Not included in round 1	Not included in round 2	✓
Lack of distribution capacity	Not included in round 1	Not included in round 2	-
Lack of facility infrastructure	Not included in round 1	Not included in round 2	Not included in round 3
Lack of clear strategy, guidance or protocols	Not included in round 1	Not included in round 2	-
Lack of data/information	Not included in round 1	Not included in round 2	-
Demand-side challenges	Not included in round 1	Not included in round 2	✓



**Top three technical assistance or support interventions needed to address bottlenecks**

Financial planning support	Not included in round 1	Not included in round 2	✓
Health worker recruitment, retention and training	Not included in round 1	Not included in round 2	-
Operational guidance and protocols for supply chain management	Not included in round 1	Not included in round 2	-
Surge procurement of COVID-19 related therapeutics and equipment	Not included in round 1	Not included in round 2	✓
Additional physical infrastructure	Not included in round 1	Not included in round 2	Not included in round 3
Guidance on developing national policies, strategies, or plans for scale up	Not included in round 1	Not included in round 2	-
Rapid tools or guidance to assess and monitor gaps and health system absorption capacities	Not included in round 1	Not included in round 2	-
Risk communication and community engagement strategies	Not included in round 1	Not included in round 2	✓





## Delivery of essential COVID-19 tools (continued)

PPE distribution and use	Round 1 (May-Sept 2020)	Round 2 (Jan-March 2021)	Round 3 (Nov-Dec 2021)	Round 4 (Nov 2022-Jan 2023)	Regional comparison (Round 4)	Global comparison (Round 4)
<b>Top three bottlenecks for potential scale up</b>						
Lack of funding	Not included in round 1	Not included in round 2	✓	No response	67%	61%
Health workforce challenges	Not included in round 1	Not included in round 2	-	No response	33%	40%
Shortages in PPE	Not included in round 1	Not included in round 2	✓	No response	64%	58%
Lack of distribution capacity	Not included in round 1	Not included in round 2	✓	No response	42%	37%
Lack of clear strategy, guidance or protocols	Not included in round 1	Not included in round 2	-	No response	22%	24%
Lack of data/information	Not included in round 1	Not included in round 2	-	No response	44%	43%

	Round 1 (May-Sept 2020)	Round 2 (Jan-March 2021)	Round 3 (Nov-Dec 2021)	Round 4 (Nov 2022-Jan 2023)	Regional comparison (Round 4)	Global comparison (Round 4)
<b>Top three technical assistance or support interventions needed to address bottlenecks</b>						
Financial planning support	Not included in round 1	Not included in round 2	✓	No response	61%	65%
Health worker training on appropriate use of PPE	Not included in round 1	Not included in round 2	-	No response	47%	50%
Operational guidance and protocols for supply chain management	Not included in round 1	Not included in round 2	-	No response	42%	41%
Surge procurement of PPE	Not included in round 1	Not included in round 2	✓	No response	50%	46%
Guidance on developing national policies, strategies, or plans for scale up	Not included in round 1	Not included in round 2	✓	No response	25%	23%
Rapid tools or guidance to assess and monitor gaps and health system absorption capacities	Not included in round 1	Not included in round 2	-	No response	39%	43%

COVID-19 vaccination	Round 1 (May-Sept 2020)	Round 2 (Jan-March 2021)	Round 3 (Nov-Dec 2021)	Round 4 (Nov 2022-Jan 2023)	Regional comparison (Round 4)	Global comparison (Round 4)
<b>Top three bottlenecks for potential scale up</b>						
Lack of funding	Not included in round 1	Not included in round 2	✓	No response	36%	37%
Health workforce challenges	Not included in round 1	Not included in round 2	-	No response	50%	47%
Shortages in vaccines and equipment	Not included in round 1	Not included in round 2	✓	No response	17%	24%
Lack of distribution capacity	Not included in round 1	Not included in round 2	-	No response	33%	23%
Lack of clear strategy, guidance or protocols	Not included in round 1	Not included in round 2	-	No response	17%	11%
Lack of data/information	Not included in round 1	Not included in round 2	Not included in round 3	No response	17%	11%
Demand-side challenges	Not included in round 1	Not included in round 2	✓	No response	72%	74%

	Round 1 (May-Sept 2020)	Round 2 (Jan-March 2021)	Round 3 (Nov-Dec 2021)	Round 4 (Nov 2022-Jan 2023)	Regional comparison (Round 4)	Global comparison (Round 4)
<b>Top three technical assistance or support interventions needed to address bottlenecks</b>						
Financial planning support	Not included in round 1	Not included in round 2	✓	No response	33%	37%
Health worker recruitment, retention and training	Not included in round 1	Not included in round 2	-	No response	53%	48%
Operational guidance and protocols for supply chain management	Not included in round 1	Not included in round 2	-	No response	36%	25%
Procurement of vaccines	Not included in round 1	Not included in round 2	✓	No response	8%	21%
Guidance on developing national policies, strategies, or plans for scale up	Not included in round 1	Not included in round 2	-	No response	25%	19%
Rapid tools or guidance to assess and monitor gaps and health system absorption capacities	Not included in round 1	Not included in round 2	-	No response	25%	22%

Integration of COVID-19 related services into routine health service delivery	Round 1 (May-Sept 2020)	Round 2 (Jan-March 2021)	Round 3 (Nov-Dec 2021)	Round 4 (Nov 2022-Jan 2023)	Regional comparison (Round 4)	Global comparison (Round 4)
COVID-19 vaccination	Not included in round 1	Not included in round 2	Not included in round 3	No response	64%	73%
COVID-19 diagnosis	Not included in round 1	Not included in round 2	Not included in round 3	No response	64%	72%
COVID-19 case management	Not included in round 1	Not included in round 2	Not included in round 3	No response	73%	75%
Post COVID-19 condition	Not included in round 1	Not included in round 2	Not included in round 3	No response	43%	58%

## Priority needs and technical assistance requirements from WHO

Request  
0

## In-depth profile: Sexual, reproductive, maternal, newborn, child and adolescent health

### Mitigation strategies and recovery measures for sexual and reproductive health services

Communication and information	Round 1 (May-Sept 2020)	Round 2 (Jan-March 2021)	Round 3 (Nov-Dec 2021)	Round 4 (Nov 2022-Jan 2023)	Regional comparison (Round 4)	Global comparison (Round 4)
Informing the community where, when and how to access SRH services	Not included in round 1	Not included in round 2	✓	No response	76%	73%
Providing information to public about accurate and up-to-date educational materials on COVID-19 and SRH	Not included in round 1	Not included in round 2	✓	No response	94%	80%
Informing and alerting all service providers about the heightened risk of domestic violence	Not included in round 1	Not included in round 2	✓	No response	76%	68%
<b>Access</b>						
% of countries using strategy (with or without integration)						
Increasing availability of contraceptive methods and condoms that do not require direct supervision of health workers	Not included in round 1	Not included in round 2	✓	No response	79%	61%
Enhancing identification and services for gender-based violence against women survivors	Not included in round 1	Not included in round 2	✓	No response	73%	59%
<b>Alternative or adaptive measures</b>						
% of countries using strategy (with or without integration)						
Relaxing requirements for prescriptions of SRH commodities	Not included in round 1	Not included in round 2	×	No response	42%	33%
Offering noninvasive medical methods for managing safe abortion	Not included in round 1	Not included in round 2	×	No response	36%	28%
Waiving restrictions to accessing SRH services	Not included in round 1	Not included in round 2	✓	No response	30%	28%
Providing multi-month supplies of SRH commodities	Not included in round 1	Not included in round 2	✓	No response	88%	62%
Using hotlines and/or telemedicine to minimize facility visits and provider-client contacts	Not included in round 1	Not included in round 2	No response	No response	56%	56%
Adjusting forecasting for SRH commodities and supplies	Not included in round 1	Not included in round 2	×	No response	85%	59%
Reducing the cost of SRH services	Not included in round 1	Not included in round 2	✓	No response	52%	39%
Implement task shifting/sharing for essential SRH services	Not included in round 1	Not included in round 2	×	No response	76%	45%

### Mitigation strategies and recovery measures for maternal and newborn health services

Communication and information	Round 1 (May-Sept 2020)	Round 2 (Jan-March 2021)	Round 3 (Nov-Dec 2021)	Round 4 (Nov 2022-Jan 2023)	Regional comparison (Round 4)	Global comparison (Round 4)
Informing the community where, when and how to access MNH services	Not included in round 1	Not included in round 2	✓	No response	88%	73%
Promoting childbirth in health facilities irrespective of COVID-19	Not included in round 1	Not included in round 2	✓	No response	94%	80%
Informing families and caregivers on how to cope with stress and sustain a nurturing environment at home	Not included in round 1	Not included in round 2	✓	No response	76%	71%
Informing MNH CHWs on IPC measures	Not included in round 1	Not included in round 2	✓	No response	91%	77%
<b>Access</b>						
Scheduling of ANC visits in advance	Not included in round 1	Not included in round 2	×	No response	62%	66%
Scheduling of PNC visits in advance	Not included in round 1	Not included in round 2	×	No response	56%	65%
Modifying (temporarily) MNH referral system	Not included in round 1	Not included in round 2	×	No response	71%	59%
<b>Alternative or adaptive measures</b>						
% of countries using strategy (with or without integration)						
Offering multi-month prescriptions, micronutrient supplements, etc. during ANC or PNC	Not included in round 1	Not included in round 2	✓	No response	62%	56%
Early discharge after normal delivery	Not included in round 1	Not included in round 2	No response	No response	59%	56%
Continuity of labour companion	Not included in round 1	Not included in round 2	×	No response	62%	49%
Enhanced maternal mental health screening and counselling in maternal health services	Not included in round 1	Not included in round 2	No response	No response	47%	42%
Using digital platforms for ANC or PNC counseling and screening to minimize facility visits	Not included in round 1	Not included in round 2	No response	No response	56%	56%



## In-depth profile: Sexual, reproductive, maternal, newborn, child and adolescent health, continued

Mitigation strategies and recovery measures for child and adolescent health services					% of countries using strategy (with or without integration)	
Communication and information	Round 1 (May-Sept 2020)	Round 2 (Jan-March 2021)	Round 3 (Nov-Dec 2021)	Round 4 (Nov 2022-Jan 2023)	Regional comparison (Round 4)	Global comparison (Round 4)
Informing the community where, when and how to access sick and well child services	Not included in round 1	Not included in round 2	✓	No response	94%	85%
Enhancing information to caregivers on child care	Not included in round 1	Not included in round 2	✓	No response	85%	76%
Providing information on how to manage stress and sustain nurturing care in households during COVID-19	Not included in round 1	Not included in round 2	✓	No response	64%	64%
Informing adolescents where and how to access health services	Not included in round 1	Not included in round 2	✓	No response	79%	68%
Informing adolescents where and how to get support and care in case of violence	Not included in round 1	Not included in round 2	✓	No response	64%	59%
Informing health workers about the heightened risk to children and adolescents of violence, including sexual violence	Not included in round 1	Not included in round 2	✓	No response	67%	64%
<b>Access</b>						
Enhancing provision of mental health and psychosocial support to caregivers of children and adolescents	Not included in round 1	Not included in round 2	×	No response	45%	50%
Scheduling visits for child and/or adolescent services in advance	Not included in round 1	Not included in round 2	×	No response	48%	52%
Enhance integrated outreach for delivery of vaccinations, growth monitoring, preventive and sick child services	Not included in round 1	Not included in round 2	✓	No response	73%	64%
Offering multi-month prescriptions for children and adolescents with conditions that require chronic care	Not included in round 1	Not included in round 2	×	No response	55%	48%
<b>Alternative or adaptive measures</b>						
Using digital platforms for counselling, screening and follow-up after illness on matters related to child health	Not included in round 1	Not included in round 2	×	No response	42%	49%
Establishing hotlines and/or telemedicine for individual counselling of adolescents	Not included in round 1	Not included in round 2	×	No response	58%	52%
Engaging community groups and youth networks to extend the provision of health information and services to adolescents	Not included in round 1	Not included in round 2	✓	No response	85%	64%

## In-depth profile: Nutrition services

### Mitigation strategies and recovery measures for nutrition services

% of countries using strategy (with or without integration)

Alternative or adaptive measures	Round 1 (May-Sept 2020)	Round 2 (Jan-March 2021)	Round 3 (Nov-Dec 2021)	Round 4 (Nov 2022-Jan 2023)	Regional comparison (Round 4)	Global comparison (Round 4)
Providing/prescribing nutrition drugs and supplies for multi-month	Not included in round 1	Not included in round 2		Not applicable	50%	54%
Making use of alternative delivery channels for nutrition services	Not included in round 1	Not included in round 2	✓	Not applicable	74%	73%
Reducing the frequency of routine nutrition services, including screening for severe wasting	Not included in round 1	Not included in round 2	×	Not applicable	59%	40%
Bundling nutrition services with other nutrition or health services	Not included in round 1	Not included in round 2	×	Not applicable	65%	51%
Prioritizing key nutrition interventions	Not included in round 1	Not included in round 2	×	Not applicable	53%	58%
Task shifting for essential nutrition services	Not included in round 1	Not included in round 2	✓	Not applicable	59%	46%
Postponing of some nutrition services	Not included in round 1	Not included in round 2	×	Not applicable	35%	44%

## In-depth profile: Care for older people

### Mitigation strategies and recovery measures for care for older people

% of countries using strategy (with or without integration)

Communication and information	Round 1 (May-Sept 2020)	Round 2 (Jan-March 2021)	Round 3 (Nov-Dec 2021)	Round 4 (Nov 2022-Jan 2023)	Regional comparison (Round 4)	Global comparison (Round 4)
Inform older people, their households and caregivers, regarding where, when and how to access health and LTC services	Not included in round 1	Not included in round 2	×	No response	62%	70%
Inform older people, their households and caregivers on IPC measures	Not included in round 1	Not included in round 2	✓	No response	86%	86%
Inform older people, their households and caregivers on the importance of promoting physical and mental health	Not included in round 1	Not included in round 2	×	No response	72%	80%
Inform older people, their households and their caregivers, on where and how to report and get help in the case of elder abuse	Not included in round 1	Not included in round 2	×	No response	38%	46%
Inform health workers about the heightened risk of elder abuse	Not included in round 1	Not included in round 2	×	No response	41%	46%
Ensure accessible information and different communication strategies for older people with impairments	Not included in round 1	Not included in round 2	×	No response	34%	50%
Establish hotlines for older people and care givers to provide targeted information for older people	Not included in round 1	Not included in round 2	×	No response	41%	47%
Provide accurate accessible information of COVID-19 vaccines and access to COVID-19 vaccines according to national vaccine policies	Not included in round 1	Not included in round 2	✓	No response	86%	88%

### Access

% of countries using strategy (with or without integration)

Use telemedicine and/or home outreach proactively to minimize health facility visits and schedule visits in advance	Not included in round 1	Not included in round 2	×	No response	41%	65%
Offer multi-month prescriptions for older adults who have underlying health conditions	Not included in round 1	Not included in round 2	×	No response	79%	82%
Establish mechanisms for medication delivery for older adults who have underlying health conditions	Not included in round 1	Not included in round 2	×	No response	34%	61%
Facilitate access to rehabilitation services	Not included in round 1	Not included in round 2	×	No response	24%	40%

### Alternative or adaptive measures

% of countries using strategy (with or without integration)

Engaging community groups and networks to extend the provision of health information and services to older people	Not included in round 1	Not included in round 2	×	No response	66%	63%
Introduce (if doesn't exist) psychosocial support for older people, for those socially isolated and with grief and loss	Not included in round 1	Not included in round 2	×	No response	48%	56%
For older people who are care dependent, develop an alternative plan in case the primary caregiver is unavailable, and identify an alternative caregiver and/or alternative facility	Not included in round 1	Not included in round 2	×	No response	28%	37%
Provide education and training for caregivers at home and long-term care facilities on IPC measures and how to continue providing care safely	Not included in round 1	Not included in round 2	✓	No response	48%	57%
Establish and enhance the mechanism for relieving the burden on caregivers, including providing psychological support using digital platforms and respite care	Not included in round 1	Not included in round 2	×	No response	28%	41%



## In-depth profile: Immunization

During the previous 6 months, which of the following routine immunization services have been *disrupted* due to COVID-19 vaccination?

Facility-based immunization services for:	Round 2 (Jan-March 2021)	Round 3 (Nov-Dec 2021)	Round 4 (Nov 2022-Jan 2023)	Regional comparison (Round 4)	Global comparison (Round 4)
Infants/young children	No response	No	No response	24%	14%
School-aged children and adolescents	No response	Yes	No response	15%	11%
Pregnant women	No response	No	No response	24%	11%
Adults	No response	No	No response	12%	8%
<b>Routine outreach immunization services</b>	No response	No	No response	36%	21%

% of countries responding yes

During the previous 6 months, which of the following routine immunization services have been *improved* due to COVID-19 vaccination?

Facility-based immunization services for:	Round 2 (Jan-March 2021)	Round 3 (Nov-Dec 2021)	Round 4 (Nov 2022-Jan 2023)	Regional comparison (Round 4)	Global comparison (Round 4)
Infants/young children	Not included in round 2	Not included in round 3	No response	28%	24%
School-aged children and adolescents	Not included in round 2	Not included in round 3	No response	16%	19%
Pregnant women	Not included in round 2	Not included in round 3	No response	28%	25%
Adults	Not included in round 2	Not included in round 3	No response	17%	24%
<b>Routine outreach immunization services</b>	Not included in round 2	Not included in round 3	No response	31%	31%

% of countries responding yes

Has the increased demand for vaccination resources had a negative impact on routine immunization services?

	Round 2 (Jan-March 2021)	Round 3 (Nov-Dec 2021)	Round 4 (Nov 2022-Jan 2023)	Regional comparison (Round 4)	Global comparison (Round 4)
Human resources	No response	Yes	No response	89%	87%
Needles or syringes	No response	Yes	No response	33%	20%
Safety boxed to dispose used syringes/needles	No response	Yes	No response	33%	20%
Cold chain equipment	No response	Yes	No response	63%	48%
Final disposal of injection wastage	No response	No	No response	52%	42%

% of countries responding yes

	Round 3 (Nov-Dec 2021)	Round 4 (Nov 2022-Jan 2023)
<b>Disruption to demand for routine immunization services as a results of COVID-19 and associated epidemic prevention measures:</b>	Disruptions to demand for immunization are similar to those seen in Jan-March 2021	No response
<b>Has the country been able to measure the result of catch-up activities?</b>	Not included in round 3	No response

## In-depth profile: Neglected tropical diseases

### Infrastructure and activities

Government staff responsible for NTDs have been reassigned/deployed to COVID-19 response

Round 2 (Jan-March 2021)	Round 3 (Nov-Dec 2021)	Round 4 (Nov 2022-Jan 2023)
No response	<b>YES - All staff supporting COVID-19 efforts full time</b>	No response

Percentage of government funds for NTDs that have been reassigned to non-NTD services due to COVID-19 response efforts

No response	Do not know	No response
-------------	-------------	-------------

### Planned NTD government activities that have been postponed

	Round 2 (Jan-March 2021)	Round 3 (Nov-Dec 2021)	Round 4 (Nov 2022-Jan 2023)	Regional comparison (Round 4)	Global comparison (Round 4)
None	No response	×	No response	70%	68%
Advocacy and resource mobilization for NTD programme	No response	✓	No response	60%	56%
Training and capacity-building activities (in-person or virtual) related to NTDs	No response	×	No response	80%	63%
Integrated vector management	No response	×	No response	30%	16%
Specific vector control activity delayed:					
Animal health/control of zoonotic NTDs	No response	×	No response	20%	22%
Monitoring, evaluation and research	No response	✓	No response	30%	50%
Information reporting on NTDs	No response	×	No response	30%	38%

### Current impact of COVID-19 on the following:

	Round 2 (Jan-March 2021)	Round 3 (Nov-Dec 2021)	Round 4 (Nov 2022-Jan 2023)	Regional comparison (Round 4)	Global comparison (Round 4)
People affected by NTDs	No response	No response	No response	23%	16%
Mortality related to NTDs	No response	No response	No response	9%	11%
Funding for related NTD activities	No response	No response	No response	55%	36%
Visibility of population at risks for NTDs	No response	No response	No response	38%	22%
Prioritization of NTD activities	No response	No response	No response	26%	27%
Expiration of NTD medicines and diagnostics	No response	No response	No response	18%	11%
Stockout of NTD medicines and diagnostics	No response	No response	No response	21%	11%



**In-depth profile: Neglected tropical diseases (continued)**

Surveys/population screening/surveillance for active case finding

Specific survey delayed:

	No response	✓	No response	90%	59%
bur	Not included in round 2	Not included in round 3	No response	33%	17%
cha	Not included in round 2	Not included in round 3	No response	0%	11%
chi	Not included in round 2	Not included in round 3	No response	11%	11%
chr	Not included in round 2	Not included in round 3	No response	0%	0%
lei	Not included in round 2	Not included in round 3	No response	0%	16%
den	Not included in round 2	Not included in round 3	No response	0%	16%
dra	Not included in round 2	Not included in round 3	No response	56%	33%
ech	Not included in round 2	Not included in round 3	No response	0%	0%
foo	Not included in round 2	Not included in round 3	No response	11%	6%
hag	Not included in round 2	Not included in round 3	No response	0%	0%
har	Not included in round 2	Not included in round 3	No response	0%	0%
lep	Not included in round 2	Not included in round 3	No response	11%	16%
fil	Not included in round 2	Not included in round 3	No response	67%	56%
myc	Not included in round 2	Not included in round 3	No response	11%	6%
onc	Not included in round 2	Not included in round 3	No response	44%	28%
rab	Not included in round 2	Not included in round 3	No response	11%	11%
sca	Not included in round 2	Not included in round 3	No response	0%	6%
sch	Not included in round 2	Not included in round 3	No response	33%	39%
sth	Not included in round 2	Not included in round 3	No response	33%	28%
sna	Not included in round 2	Not included in round 3	No response	0%	0%
tae	Not included in round 2	Not included in round 3	No response	11%	11%
tra	Not included in round 2	Not included in round 3	No response	44%	32%
lev	Not included in round 2	Not included in round 3	No response	0%	0%
yaw	Not included in round 2	Not included in round 3	No response	11%	17%

Are there any technical guidance or tools that you would suggest WHO to develop related to NTDS during COVID-19 outbreak?

No response

## In-depth profile: Noncommunicable diseases

### Infrastructure and activities

Government staff responsible for NCDs have been reassigned/deployed to COVID-19 response

Round 2 (Jan-March 2021)	Round 3 (Nov-Dec 2021)	Round 4 (Nov 2022-Jan 2023)
YES - All staff partially supporting COVID-19 efforts along with routine NCD activities	No response	YES - Some staff partially supporting COVID-19 efforts along with routine NCD activities

Percentage of government funds for NCDs that have been reassigned to non-NCD services due to COVID-19 response efforts

Do not know	No response	Do not know
-------------	-------------	-------------

### Policies and plans

Additional funding currently being allocated for NCDs in the government budget for the COVID-19 response

Round 2 (Jan-March 2021)	Round 3 (Nov-Dec 2021)	Round 4 (Nov 2022-Jan 2023)	Regional comparison (Round 4)	Global comparison (Round 4)
No response	No response	×	10%	19%

### Planned NCD government activities that have been postponed

	Round 2 (Jan-March 2021)	Round 3 (Nov-Dec 2021)	Round 4 (Nov 2022-Jan 2023)	Regional comparison (Round 4)	Global comparison (Round 4)
None	×	No response	✓	61%	63%
Implementation of NCD Surveys	×	No response	No response	62%	58%
Public screening programs for NCDs	✓	No response	No response	38%	47%
WHO HEARTS technical package	×	No response	No response	31%	28%
Mass communication campaigns	×	No response	No response	38%	38%
Rehabilitation packages for NCD	No response	No response	No response	23%	16%

### Current impact of COVID-19 on the following

	Round 2 (Jan-March 2021)	Round 3 (Nov-Dec 2021)	Round 4 (Nov 2022-Jan 2023)	Regional comparison (Round 4)	Global comparison (Round 4)
Funding for NCD risk factors activities	No response	No response	No response	33%	25%
Funding for NCD healthcare activities	No response	No response	No response	14%	13%
Funding for NCD surveillance	No response	No response	No response	29%	17%
Prioritization of NCD risk factors activities by health authorities	No response	No response	No response	16%	18%
Prioritization of NCD healthcare activities by health authorities	No response	No response	No response	13%	11%
Prioritization of NCD surveillance / information system	No response	No response	No response	10%	10%
Stock out of NCD medicines	No response	No response	No response	20%	12%
Stock out of NCD technologies	No response	No response	No response	15%	9%
What are your country's plans to re-initiate any suspended NCD services?	Almost all NCD services have been restored fully. Weekly clinics at various health facilities have resumed and	No response	Almost all NCD services have been restored fully. Weekly clinics at various health facilities have resumed and		
Are there any technical guidance or tools that you would suggest WHO to develop related to NCDs during COVID-19 outbreak?	No response	No response	No response		



### In-depth profile: Mental, neurological, and substance use disorders

Policies and plans	Round 2 (Jan-March 2021)	Round 3 (Nov-Dec 2021)	Round 4 (Nov 2022-Jan 2023)	Regional comparison (Round 4)	Global comparison (Round 4)
Mental health and psychosocial support response part of national COVID-19 response plan	No response	No response	✓	83%	88%
Funded?	No response	No response	Do not know		
Mental health and psychosocial support response part of national COVID-19 recovery plan?	No response	No response	✓	74%	73%
Funded?	Not included in round 2	Not included in round 3	Do not know		

Following activities have been implemented as part of the current mental health and psychosocial support (MHPSS) response plan for COVID-19

	Round 2 (Jan-March 2021)	Round 3 (Nov-Dec 2021)	Round 4 (Nov 2022-Jan 2023)	Regional comparison (Round 4)	Global comparison (Round 4)
Orient responders to mental health and psychosocial aspects of COVID-19	✓	No response	✓	87%	83%
Ensure inter-sectoral referral pathways are established and contextualized to the situation of limited physical distancing	✓	No response	✓	61%	55%
Distribute timely and accessible information on general and MHPSS services, coping strategies and updates	✓	No response	✓	70%	77%
Provide MHPSS to people in COVID treatment centers, isolation and quarantine	✓	No response	✓	83%	76%
Protect the mental health and well-being of all responders ensuring that they can access mental health and psychosocial care.	✓	No response	✓	91%	81%
Provide care and address the basic needs and mental health care needs of people with existing MNS conditions induced or exacerbated by COVID-19	✓	No response	×	65%	65%
Address the specific mental health and neurological needs of older adults, people with disabilities and other vulnerable persons	×	No response	×	43%	48%
Targeted Risk communication strategies/campaigns to address social stigma	✓	No response	×	70%	61%
Establish opportunities for the bereaved to mourn even from a distance.	×	No response	×	48%	40%
Integrate response activities into existing services	No response	No response	✓	78%	73%
Ensure that risk of infection for people with mental neurological and substance use disorders in mental health hospitals and long-term care facilities are minimized	✓	No response	×	65%	56%
Integrate mental health and psychosocial support preparedness in national emergency response plans	Not included in round 2	Not included in round 3	✓	78%	63%
Review of national mental health policies or plans to include preparedness and response to public health emergencies	Not included in round 2	Not included in round 3	×	61%	54%

### In-depth profile: Mental, neurological, and substance use disorders (continued)

	Round 2 (Jan-March 2021)	Round 3 (Nov-Dec 2021)	Round 4 (Nov 2022-Jan 2023)	Regional comparison (Round 4)	Global comparison (Round 4)
				% of countries responding yes	
Have a functioning multisectoral mental health and psychosocial coordination platform	✓	No response	✓	41%	54%
Following Ministries and bodies are part of the coordination platform					
Ministry of Health	✓	No response	✓	100%	100%
Ministry of Social/Family Affairs	✓	No response	✓	77%	82%
Ministry of Education	✓	No response	×	85%	82%
Ministry of Labour	✓	No response	×	15%	38%
Ministry of Finance	✓	No response	×	15%	28%
Ministry of Foreign Affairs	✓	No response	×	23%	18%
United Nations Agencies	✓	No response	✓	54%	57%
Governmental entity responsible for substance use	✓	No response	×	38%	55%
Non-governmental Organizations	✓	No response	✓	92%	86%
Service users' representatives	✓	No response	×	46%	41%
National professional associations/societies	✓	No response	×	54%	67%
National disaster management authority	✓	No response	✓	23%	42%
COVID-19 response plan includes provisions for services and supports for people with post-COVID condition, especially mental and neurological sequelae of post-COVID condition	No response	No response	Do not know		
COVID-19 recovery plan includes provisions for services and supports for people with post-COVID condition, especially mental and neurological sequelae of post-COVID condition	No response	No response	Do not know		
	Round 2 (Jan-March 2021)	Round 3 (Nov-Dec 2021)	Round 4 (Nov 2022-Jan 2023)	Regional comparison (Round 4)	Global comparison (Round 4)
				% of countries responding yes	
People with post COVID MNS conditions managed in the following settings:					
No services yet established	Not included in round 2	Not included in round 3	No response	15%	4%
Specialist mental health facilities	Not included in round 2	Not included in round 3	No response	100%	82%
Specialist neurologist facilities	Not included in round 2	Not included in round 3	No response	36%	36%
Specialist internal medicine facilities	Not included in round 2	Not included in round 3	No response	36%	24%
Specialist infectious diseases facilities	Not included in round 2	Not included in round 3	No response	18%	13%
General outpatient facilities	Not included in round 2	Not included in round 3	No response	82%	76%
Increase in service use/demand for post-COVID mental health assessments	Not included in round 2	Not included in round 3	Do not know		
	Round 2 (Jan-March 2021)	Round 3 (Nov-Dec 2021)	Round 4 (Nov 2022-Jan 2023)	Regional comparison (Round 4)	Global comparison (Round 4)
				% of countries responding yes	
Government policies/directives designating access to essential services for mental, neurological and substance use (MNS) disorders					
Mental health services at stand-alone psychiatric hospitals	No response	No response	No response	4%	2%
Specialized MNS services at general hospitals	No response	No response	No response	4%	1%
Specialized neurology services at health facilities	No response	No response	No response	4%	1%
Specialized services for substance use disorders at health facilities	No response	No response	No response	5%	3%
Community-based services for MNS disorders including in primary care facilities	No response	No response	No response	13%	5%
<b>Surveillance</b>					
Collecting or collating data on mental, neurological and substance use disorders or	Yes	No response	No		



### Key informants

Round 4 survey sections	Key informant	Key informant position	Key informant organisation
Continuity of essential health services module	Bakary T Barrow	Health Statistician	Ministry of Health, Health Management Information System Unit
Sexual, reproductive, maternal, newborn, child and adolescent health			
Nutrition	Kawsu k Bojang	Coordinator IMNCI	Ministry of Health
Immunization			
Human immunodeficiency virus and hepatitis	Lamin Ceesay	Program Manager	Ministry of Health, The Gambia
Tuberculosis	Muhammed Lamin Darboe	Monitoring and Evaluation Officer	National Leprosy and Tuberculosis Control Program- Ministry of Health
Malaria			
Neglected tropical diseases			
Noncommunicable diseases	Omar Badjie	NCD Program Manager	Ministry of Health
Mental health, neurology and substance use disorders	Foday Jawla	Senior Mental Health Officer	Ministry of Health, The Gambia(Mental health Unit)
Care for older people			
Future acute respiratory pandemic preparedness			